






IPSWICH WEST MORETON AUTO CLUB - Round 1 Dirt Sprint 29 Mar 15



No.	Class	Car	Run 1						Run 2					Run 3					Best Run	Run 4				
			Stand	Lap 2	Lap 3	Total Time incl Pen	Penalties	Stand	Lap 2	Lap 3	Total Time incl Pen	Penalties	Stand	Lap 2	Lap 3	Total Time incl Pen	Penalties	Stand		Lap 2	Lap 3	Total Time incl Pen	Penalties	
38	Bateman, Cameron	E WRX	IWMAC	0:52.20	0:48.80	0:48.60	2:29.60	0	0:54.00	0:47.65	0:46.86	2:28.52	0	0:50.06	0:46.27	0:46.27	2:22.60	0	2:22.60	0:48.81	0:45.74	0:45.88	2:20.42	0
36	Poulier, Wayne	E WRX	IWMAC	0:53.70	0:49.70	0:49.00	2:32.40	0	0:52.06	0:47.85	0:47.44	2:27.36	0	0:50.59	0:47.69	0:46.98	2:25.26	0	2:25.26	0:50.48	0:47.03	0:47.70	2:25.22	0
11	Bond, Paul	A Pulsar	IWMAC	0:57.10	0:52.60	0:51.70	2:41.40	0	0:55.17	0:49.80	0:49.38	2:34.35	0	0:55.82	0:53.44	0:49.06	2:38.31	0	2:34.35	0:52.59	0:47.59	0:48.66	2:28.84	0
32	Griffiths, Leonard	D Commodore	IWMAC	0:56.00	0:50.50	0:52.60	2:54.10	3	0:56.27	0:52.05	3:00.00	4:48.32	0	0:53.02	0:48.73	0:48.87	2:30.62	0	2:30.62	0:52.77	0:47.73	0:47.81	2:28.31	0
37	Thorne, Anthony	E WRX	IWMAC	0:54.50	0:50.40	0:53.10	2:43.00	1	0:53.74	0:49.21	0:49.32	2:32.26	0	0:52.60	0:48.87	0:48.69	2:30.16	0	2:30.16	0:52.18	0:48.14	0:48.10	2:28.42	0
22	Meiers, Leonard	C Commodore	IWMAC	0:58.30	0:52.70	0:55.30	2:46.30	0	0:54.99	0:50.38	0:51.04	2:36.40	0	0:54.49	0:49.72	0:50.60	2:34.81	0	2:34.81	0:52.60	0:48.36	0:48.09	2:29.05	0
24	Griffiths, Ted	D Commodore	IWMAC	0:56.80	0:52.20	0:55.10	2:49.10	1	0:56.87	0:51.93	0:51.72	2:40.52	0	0:53.64	0:49.12	0:49.45	2:32.22	0	2:32.22	0:54.11	0:49.37	0:50.18	2:33.66	0
15	Plohl, Shane	B MX5	IWMAC	0:58.20	0:53.30	0:53.70	2:45.20	0	0:55.30	0:51.87	0:50.97	2:38.15	0	0:58.73	0:51.91	0:52.01	2:42.64	0	2:38.15	0:52.90	0:48.67	0:47.75	2:29.32	0
12	O'connell, Tadgh	A Sprinter	IWMAC	0:59.90	0:55.30	0:55.70	2:50.90	0	0:57.54	0:55.22	0:51.54	2:44.30	0	0:56.93	0:50.25	3:00.00	4:47.18	0	2:44.30	0:54.33	0:51.25	0:50.00	2:45.57	2
18	Baggarley, Rick	B Escort	IWMAC	0:56.90	0:52.90	0:53.00	2:42.80	0	0:55.69	0:50.89	0:51.23	2:37.80	0	0:55.24	0:50.87	0:49.94	2:36.05	0	2:36.05	0:53.43	0:48.44	0:48.78	2:30.65	0
1	Parkes, Kevin	A Pulsar	IWMAC	0:57.30	0:52.20	0:52.20	2:41.70	0	0:55.96	1:00.04	3:00.00	4:56.00	0	0:53.98	0:49.17	0:48.64	2:31.79	0	2:31.79	0:53.57	0:48.39	0:48.60	2:30.55	0
13	Smith, David	A Corolla	IWMAC	1:01.00	0:55.20	0:55.10	2:51.30	0	0:59.55	0:54.31	0:53.32	2:47.18	0	0:59.86	0:53.04	0:52.86	2:45.76	0	2:45.76	0:55.60	0:49.51	0:49.20	2:34.30	0
40	Ganderton, Rick	A Hyundai Exce	IWMAC	0:58.80	0:53.20	0:52.80	2:44.80	0	0:58.07	0:52.85	0:52.22	2:43.15	0	0:56.11	0:50.59	0:50.35	2:37.05	0	2:37.05	0:54.94	0:49.94	0:49.99	2:34.87	0
2	Leahy, John	A Sprinter	IWMAC	0:58.70	1:02.20	0:53.90	2:54.80	0	0:56.59	0:51.86	0:51.84	2:40.30	0	0:56.38	0:59.64	3:00.00	4:56.03	0	2:40.30	0:53.78	0:50.65	0:49.05	2:33.47	0
42	Lynch, Ray	D Commodore	IWMAC	1:00.20	0:54.70	0:54.30	2:49.20	0	0:56.89	0:53.50	0:51.64	2:42.03	0	0:55.96	0:51.45	0:51.49	2:38.90	0	2:38.90	0:55.52	0:49.97	0:50.23	2:35.72	0
29	Robertson, Lloyd	D Commodore	IWMAC	0:57.30	0:51.80	0:52.70	2:41.80	0	0:56.60	0:52.17	0:51.33	2:40.11	0	0:55.66	0:51.35	0:52.21	2:39.21	0	2:39.21	0:58.05	0:51.85	0:51.22	2:41.13	0
19	Wilson, Marc	B Escort	IWMAC	1:00.00	0:55.00	0:54.50	2:49.50	0	0:57.01	0:51.66	0:52.33	2:41.00	0	0:55.50	0:51.19	0:51.78	2:38.46	0	2:38.46	0:55.02	0:49.78	0:49.76	2:34.56	0
28	Amos, Kristiaan	D Falcon	IWMAC	1:00.00	0:53.80	0:52.70	2:46.50	0	0:57.77	0:52.07	0:51.79	2:46.63	1	0:56.01	0:52.77	0:51.88	2:40.66	0	2:40.66	1:00.11	0:53.34	0:51.82	2:45.26	0
14	Rae, Robert	B Escort	IWMAC	0:56.80	0:52.80	0:52.60	2:42.20	0	0:56.94	0:52.28	0:51.97	2:41.20	0	0:54.93	0:51.88	0:51.90	2:38.70	0	2:38.70	0:54.89	0:50.42	0:50.45	2:35.76	0
6	Farell, Gary	A Mini	IWMAC	1:00.90	0:55.60	0:56.50	2:53.00	0	0:57.82	0:56.44	3:00.00	9:54.25	0	0:59.45	0:53.99	0:52.34	2:50.78	1	2:50.78	0:57.26	0:51.41	0:50.55	2:39.21	0
35	Woodbridge, Steven	D Commodore	IWMAC	0:58.40	0:52.60	0:53.10	2:44.10	0	0:57.26	0:58.09	3:00.00	5:00.35	1	0:56.95	0:54.10	3:00.00	4:51.05	0	2:44.10	0:56.63	0:51.24	1:15.89	3:03.76	0
41	Douglass, Morgan	J Hyundai Exce	IWMAC	0:59.00	0:53.60	0:53.60	2:46.20	0	0:58.62	0:53.05	0:52.14	2:43.81	0	0:59.08	0:53.40	0:52.32	2:44.80	0	2:43.81	0:57.57	0:49.71	0:50.31	2:37.59	0
17	Doblo, Nick	B MX5	IWMAC	1:04.00	0:58.10	0:57.20	2:59.30	0	0:59.26	0:54.36	0:53.68	2:52.30	1	1:00.52	0:54.77	0:52.23	2:47.53	0	2:47.53	0:56.47	0:50.36	0:50.22	2:37.05	0
27	Woodbridge, Greg	D Commodore	IWMAC	1:01.50	0:56.40	0:55.20	2:53.10	0	1:04.91	0:56.74	0:55.90	2:57.55	0	0:59.05	0:52.19	0:51.86	2:43.10	0	2:43.10	0:57.37	0:50.20	0:49.73	2:37.29	0
21	Pearce, Andrew	C Bluebird	IWMAC	0:58.30	0:53.60	0:53.80	2:45.70	0	0:55.84	0:52.75	0:51.87	2:40.46	0	0:55.83	0:51.91	0:51.05	2:38.79	0	2:38.79	0:55.02	0:51.44	0:51.08	2:37.54	0
31	Buckley, David	D Commodore	IWMAC	0:59.50	0:53.80	0:55.40	2:48.70	0	0:58.23	0:53.81	1:00.74	2:57.78	1	0:57.53	0:51.80	0:53.87	2:43.19	0	2:43.19	0:57.45	0:50.69	0:51.15	2:39.29	0
20	Cowley, Mark	C BMW 325ti	IWMAC	1:04.50	0:57.40	0:59.50	3:01.40	0	0:59.67	0:53.16	3:00.00	4:57.83	1	0:57.84	0:51.24	0:50.94	2:40.03	0	2:40.03	0:59.53	0:49.58	0:49.87	2:48.98	2
34	Cullen, David	D Falcon	IWMAC	1:01.60	0:55.00	0:54.20	2:50.80	0	0:58.51	0:55.54	0:52.32	2:51.37	1	0:57.63	0:51.09	0:53.57	2:42.29	0	2:42.29	0:58.27	0:50.88	0:51.20	2:40.36	0
7	Maddox, William	A Civic	IWMAC	1:02.40	0:58.80	0:58.30	2:59.50	0	1:01.27	0:55.37	0:54.47	2:51.11	0	0:59.02	0:53.28	0:52.92	2:45.22	0	2:45.22	0:57.50	0:51.55	0:51.65	2:40.69	0
30	Bonnici, Anthoney	D Commodore	IWMAC	1:00.00	0:55.10	0:54.60	2:49.70	0	0:58.19	0:53.18	3:00.00	4:51.37	0	0:57.60	0:52.58	0:50.69	2:40.87	0	2:40.87	0:58.08	0:59.24	0:50.06	2:57.37	2
26	McMurray, Bradley	D Commodore	IWMAC	0:58.50	0:53.60	0:55.00	2:52.10	1	0:58.83	0:53.19	0:55.71	2:47.72	0	0:57.12	0:52.27	0:51.64	2:41.03	0	2:41.03	0:59.24	0:51.83	0:51.38	2:47.45	1
9	Emson, Brett	A Gemini	IWMAC	1:02.00	0:56.30	0:55.80	2:54.10	0	1:01.34	0:54.97	0:54.56	2:50.87	0	0:58.72	0:53.02	0:52.62	2:44.37	0	2:44.37	0:57.82	0:52.77	0:52.03	2:42.62	0
33	Connell, John	D Commodore	IWMAC	3:00.00	3:00.00	3:00.00	6:00.00	0	1:00.46	0:54.71	0:55.51	2:50.68	0	0:59.37	0:54.31	0:54.91	2:53.58	1	2:50.68	0:59.39	0:54.85	0:54.03	2:48.27	0
25	Parker, Ollie	D Magna	IWMAC	1:03.60	0:57.20	0:57.20	2:58.00	0	1:02.03	0:56.33	0:54.89	2:53.26	0	0:58.74	1:18.33	0:54.32	3:11.39	0	2:53.26	0:57.70	0:53.67	0:53.60	2:44.96	0
23	Connell, Paul	D Commodore	IWMAC	1:05.60	0:58.60	0:56.70	3:00.90	0	1:08.08	0:59.39	0:56.91	3:04.37	0	1:01.00	0:53.95	0:53.14	2:48.09	0	2:48.09	1:00.85	0:54.04	0:53.53	2:48.42	0
45	Pile, Josh	C Commodore	IWMAC	1:05.30	0:58.60	0:58.80	3:02.70	0	1:01.28	0:58.31	0:55.00	2:59.59	1	1:15.39	0:54.57	0:55.17	3:10.13	1	2:59.59	0:58.15	0:53.69	0:54.30	2:46.13	0
10	Thompson, Liam	J Peugeot 307	IWMAC	1:04.50	0:57.10	1:10.40	3:12.00	0	1:02.65	0:55.84	3:00.00	4:58.49	0	1:08.72	0:57.51	0:57.43	3:08.66	1	3:08.66	1:00.45	0:53.37	0:52.81	2:46.63	0
44	Millwood, Joshua	J Falcon	IWMAC	1:08.70	1:01.90	3:00.00	5:10.60	0	1:03.21	0:56.85	3:00.00	5:00.06	0	1:01.87	0:56.59	0:54.88	2:53.34	0	2:53.34	0:58.69	0:55.52	0:55.07	2:49.28	0
43	Leavy, Micheal	A Sprinter	IWMAC	1:03.30	0:57.20	0:59.70	3:00.20	0	1:02.97	0:56.42	0:57.79	2:57.18	0	1:00.51	0:54.05	0:55.55	2:50.11	0	2:50.11	0:57.61	0:51.86	1:01.38	2:50.85	0
4	Feron, David	A Gemini	IWMAC	1:01.70	0:56.70	0:56.60	2:55.00	0	1:01.26	0:56.08	0:54.83	2:52.17	0	0:59.14	0:55.68	0:54.63	2:59.45	2	2:52.17	3:00.00	3:00.00	3:00.00	9:00.00	0
47	Howard, Mark	D Commodore	IWMAC	1:09.80	1:02.90	1:02.30	3:15.00	0	1:05.56	0:57.88	0:58.38	3:01.82	0	1:04.40	0:56.19	1:02.79	3:08.38	1	3:01.82	1:04.53	0:58.44	0:58.07	3:01.04	0
3	Emson, Ralph	A Gemini	IWMAC	1:07.10	1:03.40	1:02.10	3:12.60	0	1:09.33	1:01.87	1:00.41	3:11.62	0	1:09.63	1:03.08	1:02.11	3:14.81	0	3:11.62	1:05.67	0:58.19	0:57.54	3:01.40	0
8	Duffield, Daniel	J Mini	IWMAC	3:00.00	3:00.00	3:00.00	9:00.00	0	1:33.15	1:13.41	1:10.88	3:57.43	0	1:22.48	1:14.60	1:08.58	3:45.66	0	3:45.66	1:15.56	1:02.53	1:05.99	3:24.08	0
5	McNicol, Judith	L Gemini	IWMAC	1:07.10	1:16.50	3:00.00	5:23.60	0	1:07.25	1:04.21	1:02.97	3:14.42	0	1:10.83	1:05.49	1:05.82	3:27.14	1	3:14.42	3:00.00	3:00.00	3:00.00	9:00.00	0
46	Sommerville, Mitchel	J Civic	IWMAC	1:28.30	1:12.70	1:29.60	4:10.60	0	1:22.84	1:11.27	1:09.03	3:43.15	0	1:16.82	1:08.77	1:09.63	3:35.22	0	3:35.22	1:24.24	1:15.12	1:06.19	3:45.54	0

	IPSWICH V 									
	Class	Car	Stand	Lap 2	Lap 3	Total Time incl Pen	Penalties	Best Time	Class Posn	O/R
Bateman, Cameron	E	WRX	0:47.80	0:44.69	0:45.49	2:17.97	0	2:17.97	1	1
Poulier, Wayne	E	WRX	0:50.81	0:46.12	0:45.66	2:22.58	0	2:22.58	2	2
Bond, Paul	A	Pulsar	0:50.97	0:46.77	0:46.85	2:24.59	0	2:24.59	1	3
Griffiths, Leonard	D	Commodore	0:51.10	0:47.02	0:47.07	2:25.19	0	2:25.19	1	4
Thorne, Anthony	E	WRX	0:52.66	1:01.36	3:00.00	5:04.02	2	2:28.42	3	5
Meiers, Leonard	C	Commodore	0:52.91	0:48.25	0:52.29	2:33.46	0	2:29.05	1	6
Griffiths, Ted	D	Commodore	0:53.01	0:47.78	0:48.31	2:29.10	0	2:29.10	2	7
Plohl, Shane	B	MX5	0:52.60	0:48.87	0:48.16	2:29.63	0	2:29.32	1	8
O'connell, Tadgh	A	Sprinter	0:52.55	0:48.70	0:49.07	2:30.32	0	2:30.32	2	9
Baggarley, Rick	B	Escort	0:52.56	0:49.16	0:48.77	2:30.49	0	2:30.49	2	10
Parkes, Kevin	A	Pulsar	0:53.48	0:48.72	0:48.32	2:30.52	0	2:30.52	3	11
Smith, David	A	Corolla	0:54.27	0:49.13	0:48.76	2:32.17	0	2:32.17	4	12
Ganderton, Rick	A	Hyundai Exce	0:54.83	0:48.89	0:49.00	2:32.72	0	2:32.72	5	13
Leahy, John	A	Sprinter	0:54.56	0:49.72	0:48.98	2:33.26	0	2:33.26	6	14
Lynch, Ray	D	Commodore	0:53.90	0:49.74	0:49.66	2:33.30	0	2:33.30	3	15
Robertson, Lloyd	D	Commodore	0:54.88	0:49.75	0:49.82	2:34.45	0	2:34.45	4	16
Wilson, Marc	B	Escort	0:53.33	0:48.97	0:48.34	2:35.65	1	2:34.56	3	17
Amos, Kristiaan	D	Falcon	0:55.04	0:50.10	0:49.80	2:34.94	0	2:34.94	5	18
Rae, Robert	B	Escort	0:54.51	0:49.77	0:50.87	2:35.15	0	2:35.15	4	19
Farrell, Gary	A	Mini	0:54.92	0:49.99	0:50.25	2:35.16	0	2:35.16	7	20
Woodbridge, Steven	D	Commodore	0:54.11	0:51.50	0:50.41	2:36.02	0	2:36.02	6	21
Douglass, Morgan	J	Hyundai Exce	0:56.65	0:50.33	0:49.89	2:36.87	0	2:36.87	1	22
Doblo, Nick	B	MX5	0:54.68	0:50.88	1:12.57	3:03.13	1	2:37.05	5	23
Woodbridge, Greg	D	Commodore	0:56.07	0:51.07	3:00.00	4:47.14	0	2:37.29	7	24
Pearce, Andrew	C	Bluebird	0:55.50	0:51.76	0:50.87	2:38.13	0	2:37.54	2	25
Buckley, David	D	Commodore	0:56.60	0:50.88	0:54.67	2:42.15	0	2:39.29	8	26
Cowley, Mark	C	BMW 325ti	0:56.74	0:50.87	0:48.92	2:46.52	2	2:40.03	3	27
Cullen, David	D	Falcon	0:56.16	0:51.42	0:51.55	2:44.13	1	2:40.36	9	28
Maddox, William	A	Civic	0:56.80	0:51.84	0:52.34	2:40.97	0	2:40.69	8	29
Bonnici, Anthony	D	Commodore	0:53.38	0:48.22	0:53.33	2:44.92	2	2:40.87	10	30
McMurray, Bradley	D	Commodore	0:54.38	0:52.63	0:51.95	2:43.96	1	2:41.03	11	31
Emson, Brett	A	Gemini	0:57.52	0:51.82	0:52.37	2:41.71	0	2:41.71	9	32
Connell, John	D	Commodore	0:57.97	0:52.91	0:53.07	2:43.95	0	2:43.95	12	33
Parker, Ollie	D	Magna	0:59.54	0:54.30	0:53.48	2:47.32	0	2:44.96	13	34
Connell, Paul	D	Commodore	0:59.09	0:53.66	0:52.88	2:45.64	0	2:45.64	14	35
Pile, Josh	C	Commodore	0:57.31	0:55.28	0:55.52	2:48.10	0	2:46.13	4	36
Thompson, Liam	J	Peugot 307	1:00.27	0:53.35	0:53.05	2:51.67	1	2:46.63	2	37
Millwood, Joshua	J	Falcon	0:59.95	0:55.84	0:55.13	2:50.92	0	2:49.28	3	38
Leavy, Micheal	A	Sprinter	3:00.00	3:00.00	3:00.00	9:00.00	0	2:50.11	10	39
Feron, David	A	Gemini	3:00.00	3:00.00	3:00.00	9:00.00	0	2:52.17	11	40
Howard, Mark	D	Commodore	1:02.26	0:56.14	0:56.91	2:55.32	0	2:55.32	15	41
Emson, Ralph	A	Gemini	1:04.95	0:58.89	0:57.75	3:01.59	0	3:01.40	12	42
Duffield, Daniel	J	Mini	1:06.59	1:01.53	1:02.15	3:10.28	0	3:10.28	4	43
McNicol, Judith	L	Gemini	3:00.00	3:00.00	3:00.00	9:00.00	0	3:14.42	1	44
Sommerville, Mitchel	J	Civic	1:09.94	1:04.62	1:04.11	3:18.67	0	3:18.67	5	45