





Sunday, 20 November 2016



Run 4

Run 5

Lap 1	Lap 2	Pen	Total Inc. Penalty	Lap 1	Lap 2	Pen	Total Inc. Penalty	Total Point Scoring Time	Class Posn	Outright Position	Name
0:55.71	0:51.87		1:47.58	0:53.16	0:48.79		1:41.95	1:41.95	1	8	Bond, Paul
0:54.50	0:50.13		1:44.63	0:54.27	0:49.87		1:44.15	1:44.15	2	9	Bond, Leyton
0:00.00	3:00.00		3:00.00	0:00.00	3:00.00		3:00.00	3:00.00	3	16	Smith, David
0:57.69	0:53.20		1:50.89	0:55.65	0:51.62		1:47.26	1:47.26	4	21	Easterman, Timmy
1:02.45	0:57.27		1:59.72	0:59.64	0:55.35		1:54.99	1:54.99	5	44	Daniels, Wayne
1:06.31	0:59.05		2:05.35	1:04.37	0:58.69		2:03.05	2:03.05	6	48	Robinson, Norm
1:36.86	1:27.10		3:03.96	1:18.63	1:22.90		2:41.53	2:39.30	7	51	PCYC, Team A
0:56.27	0:52.01		1:48.28	0:55.35	0:50.17		1:45.51	1:45.51	1	12	Plohl, Shane
0:57.55	0:53.09		1:50.64	0:55.16	0:50.69		1:45.85	1:45.85	2	15	McLane, Andrew
1:00.11	0:52.94		1:53.05	0:55.98	0:50.93		1:46.91	1:46.91	3	18	Phoenix, John
0:59.38	0:00.00		0:59.38	0:00.00	3:00.00		3:00.00	1:49.70	4	29	Doblo, Nick
1:00.01	0:52.07		1:52.07	0:58.70	0:54.58		1:53.27	1:52.07	5	39	Ball, Peter
1:01.29	0:55.38		1:56.67	0:59.57	0:54.27		1:53.84	1:53.84	6	41	McLane, Greg
1:00.49	0:54.94		1:55.43	0:55.81	0:49.77		1:45.58	1:45.58	1	13	Hemburrow, Brian
0:57.52	0:51.42		1:48.94	0:55.50	1:00.00		1:55.50	1:47.18	2	20	Meiers, Leonard
0:56.29	0:53.21		1:49.49	0:57.27	0:53.58		1:50.85	1:49.49	3	28	Hetherman, Danial
0:57.69	0:53.52		1:51.21	0:57.13	0:52.90		1:50.04	1:50.04	4	31	Haynes, Graeme
0:53.34	0:48.69		1:42.03	0:51.80	0:47.03		1:38.83	1:38.83	1	5	Griffiths, Leonard
0:54.92	0:49.74		1:44.65	0:56.13	0:51.04		1:47.17	1:44.65	2	10	Lynch, Ray
0:55.70	0:51.67		1:47.37	0:54.46	0:50.52		1:44.98	1:44.98	3	11	Griffiths, Edward
0:56.39	0:52.22		1:48.60	0:54.95	0:50.79		1:45.73	1:45.73	4	14	Mapstone, Peter
0:55.34	0:51.19	1	1:51.52	0:55.21	0:51.83		1:47.05	1:47.05	5	19	Radaich, Shane
0:59.03	0:54.02		1:53.05	0:56.56	0:51.15		1:47.71	1:47.71	6	24	Connell, Paul
0:57.22	0:55.12	1	1:57.33	0:58.23	0:53.63		1:51.86	1:48.84	7	26	Millwood, Joshua
0:58.89	1:27.01		2:25.91	0:57.68	0:52.81		1:50.48	1:50.48	8	32	Millwood, Sebastian
0:58.59	0:53.62		1:52.21	0:58.35	0:52.27		1:50.62	1:50.62	9	33	Woodbridge, Greg
0:58.38	0:52.36		1:50.74	0:57.76	0:53.29		1:51.05	1:50.74	10	35	Robertson, Lloyd
1:01.95	0:55.32		1:57.27	0:59.41	0:52.12		1:51.53	1:51.53	11	36	Connell, John
0:59.08	0:55.55		1:54.64	0:58.62	0:53.05		1:51.67	1:51.67	12	38	Trehear, Paul
0:58.93	0:53.85		1:52.78	1:02.80	0:54.81		1:57.61	1:52.78	13	40	Poole, Brent
1:06.40	0:58.20		2:04.59	0:59.82	0:54.07		1:53.90	1:53.90	14	42	Mapstone, Callum
0:59.00	0:55.37		1:54.37	0:00.00	3:00.00		3:00.00	1:54.37	15	43	Muston, Clay
0:00.00	3:00.00		3:00.00	1:04.30	0:58.32		2:02.62	2:02.62	16	47	Debnam, Keith
1:13.73	1:04.25		2:17.98	1:08.66	1:07.92		2:16.58	2:13.19	17	49	PCYC, Team B
0:51.97	0:49.00		1:40.96	0:48.82	0:46.29		1:35.10	1:35.10	1	1	Bateman, Camron
0:51.66	0:48.80		1:40.46	0:49.60	0:45.93		1:35.54	1:35.54	2	2	Moffitt, Troy
0:52.63	3:00.00		3:52.63	0:50.42	0:47.17		1:37.60	1:37.60	3	3	Poulier, Wayne
0:52.20	0:47.90		1:40.10	0:51.64	0:46.21		1:37.85	1:37.85	4	4	Bonnici, Anthony
7:32.48	0:00.00		7:32.48	0:00.00	3:00.00		3:00.00	1:38.90	5	6	Read, Matt
0:53.21	0:48.41		1:41.62	0:51.18	0:47.87		1:39.05	1:39.05	6	7	Wadham, Jeffrey
0:57.00	0:51.46		1:48.46	0:55.85	0:51.03		1:46.88	1:46.88	1	17	Thompson, Liam
0:58.78	0:52.55		1:51.33	0:56.38	0:51.03		1:47.42	1:47.42	2	22	Rieck, Kayden
0:59.24	0:55.81		1:55.05	0:55.79	0:51.75		1:47.54	1:47.54	3	23	Cullen, Chloe
0:56.67	0:51.50		1:48.16	0:53.39	0:49.90	1	1:48.30	1:48.16	4	25	Paine, Brock
0:58.72	1:16.65		2:15.36	0:58.18	0:53.46		1:51.64	1:51.64	5	37	Ball, James
0:57.52	0:51.61		1:49.12	1:10.54	1:23.05		2:33.59	1:49.12	1	27	Dance, Marc
1:03.51	0:58.30		2:01.80	1:04.23	1:02.04		2:06.27	2:01.80	2	46	Poole, Kynan
1:01.20	0:55.69		1:56.89	0:58.21	0:51.63		1:49.84	1:49.84	1	30	Kuss, Chaia
1:00.39	0:55.47		1:55.86	0:58.07	0:52.60		1:50.67	1:50.67	2	34	Denman, Sarah
1:02.75	1:41.74		2:44.48	1:01.53	0:56.45		1:57.98	1:57.98	3	45	Burston, Sara
1:12.83	1:05.70		2:18.53	0:00.00	3:00.00		3:00.00	2:18.13	4	50	Watts, Angela

 Fastest time for run
 2nd fastest
 3rd fastest
 Best in class if not in top three