







IPSWICH WEST MORETON

DIRT SPRINT Round 5

Sunday, 20 November 2016

AUTO CLUB

No	Name	Class	Car	Club	Run 1			Run 2			Run 3			Total Inc. Penalty	Cumulative Results all runs		
					Lap 1	Lap 2	Pen	Total Inc. Penalty	Lap 1	Lap 2	Pen	Total Inc. Penalty	Lap 1			Lap 2	Pen
25	Bateman, Camron	E	WRX STI	IWMAC	0:54.88	0:51.35		1:46.23	0:53.90	0:56.46		1:50.35	0:50.76	0:48.42		1:39.17	1:39.17
24	Moffitt, Troy	E	EVO VI RS	IWMAC	0:56.21	0:52.75		1:48.96	0:51.72	0:49.05		1:40.78	0:50.15	0:47.63		1:37.78	1:37.78
21	Poulier, Wayne	E	WRX STI	IWMAC	0:56.26	1:00.00		1:56.26	0:51.98	0:49.30		1:41.28	0:51.26	0:47.82		1:39.08	1:39.08
23	Bonnici, Anthony	E	EVO IX	IWMAC	0:55.19	0:50.72		1:45.91	0:51.88	0:50.46		1:42.34	0:50.49	0:47.87		1:38.36	1:38.36
20	Griffiths, Leonard	D	C'Dore	IWMAC	0:55.10	0:50.35	1	1:50.45	0:54.76	0:49.74	1	1:49.51	0:52.88	0:48.90		1:41.78	1:41.78
51	Read, Matt	E	Buggy	IWMAC	0:51.88	0:48.49		1:40.37	0:51.53	0:49.75	1	1:46.28	0:51.51	0:47.39		1:38.90	1:38.90
22	Wadham, Jeffrey	E	WRX	IWMAC	0:58.48	0:52.01		1:50.49	0:53.72	0:49.27		1:42.98	0:52.50	0:47.85		1:40.35	1:40.35
2	Bond, Paul	A	Pulsar	IWMAC	0:54.34	0:50.39		1:44.73	0:53.89	0:49.82		1:43.71	0:54.98	0:50.71	1	1:50.69	1:43.71
6	Bond, Leyton	A	Pulsar	IWMAC	0:55.92	0:51.39		1:47.31	0:56.41	0:51.29	1	1:52.70	0:54.62	0:50.06		1:44.68	1:44.68
16	Lynch, Ray	D	C'Dore	IWMAC	0:56.28	0:50.82		1:47.11	0:55.36	0:50.89		1:46.25	0:57.04	0:50.40		1:47.43	1:46.25
14	Griffiths, Edward	D	C'Dore	IWMAC	1:00.36	0:53.78		1:54.14	0:56.49	0:51.57		1:48.07	0:55.00	0:51.26		1:46.26	1:46.26
8	Plohl, Shane	B	Roadster Eunos	IWMAC	0:59.15	0:53.37		1:52.52	0:00.00	3:00.00		3:00.00	0:56.12	0:50.95		1:47.07	1:47.07
11	Hemburrow, Brian	C	VL C'Dore	IWMAC	1:00.66	0:54.27		1:54.93	0:57.96	0:52.37		1:50.33	0:57.37	0:52.27		1:49.64	1:49.64
19	Mapstone, Peter	D	XR8	IWMAC	0:59.89	0:55.13		1:55.02	0:58.61	0:52.95		1:51.55	0:57.07	0:51.83		1:48.91	1:48.91
7	McLane, Andrew	B	Laser TX3 Ford	IWMAC	0:58.45	0:53.53		1:51.98	0:56.65	0:51.45		1:48.10	0:56.24	0:52.24		1:48.49	1:48.10
3	Smith, David	A	civic honda	IWMAC	0:57.45	0:54.62		1:52.08	0:59.67	3:00.00		3:59.67	0:56.07	0:50.44		1:46.51	1:46.51
29	Thompson, Liam	JA	Peugot 306	IWMAC	0:58.48	0:53.02		1:51.50	0:57.83	0:51.91		1:49.74	0:57.37	0:52.88		1:50.26	1:49.74
40	Phoenix, John	B	Peugot 306	IWMAC	0:58.39	1:05.35		2:03.74	0:58.53	0:53.06		1:51.58	0:56.73	0:51.99		1:48.72	1:48.72
37	Radaich, Shane	D	Silvia LS1	SCMSC	0:56.83	0:52.74		1:49.57	0:56.34	0:52.19		1:48.53	0:58.39	0:52.81		1:51.20	1:48.53
10	Meiers, Leonard	C	VL C'Dore	IWMAC	0:56.80	0:51.60		1:48.40	0:00.00	3:00.00		3:00.00	0:56.20	0:50.99		1:47.18	1:47.18
4	Easterman, Timmy	A	Swift GT1	IWMAC	0:58.01	0:54.12		1:52.13	0:58.28	0:52.47		1:50.75	0:56.55	0:51.73		1:48.28	1:48.28
42	Rieck, Kayden	JA	Laser	IWMAC	0:59.73	0:53.35		1:53.08	0:59.49	0:54.07		1:53.55	0:57.92	0:52.31		1:50.22	1:50.22
26	Cullen, Chloe	JA	Fiesta XR4	IWMAC	0:59.48	0:54.40		1:53.88	1:03.30	0:56.86		2:00.16	0:59.76	0:52.72	2	2:02.48	1:53.88
43	Connell, Paul	D	C'Dore	IWMAC	0:59.48	0:58.25		1:57.73	1:02.90	0:55.69		1:58.59	0:57.90	0:54.00		1:51.90	1:51.90
30	Paine, Brock	JA	Silvia	IWMAC	0:59.75	0:53.61		1:53.36	0:56.53	0:52.59	1	1:54.12	0:56.94	0:51.74		1:48.68	1:48.68
27	Millwood, Joshua	D	ED XR6	IWMAC	0:57.52	0:56.80	1	1:59.32	0:57.17	0:52.12		1:49.29	0:56.65	0:52.19		1:48.84	1:48.84
28	Dance, Marc	JB	C'Dore	IWMAC	0:59.92	0:53.33		1:53.25	0:58.26	1:02.33	2	2:10.59	0:56.74	0:51.64	1	1:53.38	1:53.25
1	Hetherman, Danial	C	RX7	BSCC	0:57.42	0:53.22		1:50.64	0:58.59	0:54.14		1:52.73	0:57.47	0:54.53		1:52.00	1:50.64
46	Doblo, Nick	B	MX5	IWMAC	0:59.30	0:56.17		1:55.47	0:58.88	0:53.54	0:00.0	1:52.42	0:57.41	0:52.30		1:49.70	1:49.70
33	Kuss, Chaia	L	C'Dore	IWMAC	1:06.85	0:59.07		2:05.92	1:00.22	0:54.41		1:54.63	0:58.47	0:52.99		1:51.46	1:51.46
12	Haynes, Graeme	C	VW Beetle	IWMAC	0:59.37	0:54.15		1:53.52	0:00.00	3:00.00		3:00.00	0:57.59	0:52.95		1:50.54	1:50.54
41	Millwood, Sebastian	D	C'Dore	IWMAC	1:03.04	0:59.02	1	2:07.06	1:19.47	0:59.39	2	2:28.86	1:00.55	1:16.21	2	2:26.77	2:07.06
17	Woodbridge, Greg	D	C'Dore	IWMAC	1:00.95	0:56.39		1:57.35	0:58.47	1:05.51	1	2:08.98	0:59.99	0:53.63		1:53.62	1:53.62
32	Denman, Sarah	L	Peugot 306	IWMAC	1:00.78	0:54.89		1:55.67	0:59.17	0:53.76		1:52.93	0:58.24	0:54.18		1:52.41	1:52.41
13	Robertson, Lloyd	D	Clubsport R8	IWMAC	0:58.97	0:54.10		1:53.08	0:00.00	3:00.00		3:00.00	0:58.85	0:53.24		1:52.09	1:52.09
44	Connell, John	D	C'Dore	IWMAC	1:02.90	0:56.25		1:59.15	1:04.94	0:58.20		2:03.14	0:59.73	1:03.79		2:03.52	1:59.15
31	Ball, James	JA	Pulsar	IWMAC	1:02.01	0:57.87		1:59.88	1:00.14	3:00.00		4:00.14	0:58.57	1:13.74		2:12.30	1:59.88
18	Treanar, Paul	D	C'Dore	IWMAC	1:04.48	0:57.22		2:01.70	0:59.88	0:54.84		1:54.72	1:00.46	0:54.85		1:55.31	1:54.72
9	Ball, Peter	B	1600 Datsun	HRCC	1:10.12	0:53.17		2:03.29	0:00.00	3:00.00		3:00.00	0:59.19	0:57.22		1:56.41	1:56.41
34	Poole, Brent	D	C'Dore	SCMSC	1:00.37	0:54.05		1:54.43	1:01.73	0:55.61	2	2:07.34	1:00.19	0:55.50		1:55.69	1:54.43
36	McLane, Greg	B	Laser TX3	IWMAC	0:00.00	3:00.00		3:00.00	0:59.88	0:54.95		1:54.84	0:59.10	0:55.33		1:54.44	1:54.44
45	Mapstone, Callum	D	XR8	IWMAC	1:08.82	1:01.45		2:10.27	1:04.39	0:57.39		2:01.78	1:01.29	0:58.15		1:59.45	1:59.45
39	Muston, Clay	D	Silvia LS1	SCMSC	1:05.59	0:58.41		2:04.00	0:00.00	3:00.00		3:00.00	1:00.93	0:55.78		1:56.72	1:56.72
5	Daniels, Wayne	A	Gemini	NDSCC	0:00.00	3:00.00		3:00.00	0:00.00	3:00.00		3:00.00	1:01.10	0:55.12		1:56.22	1:56.22
38	Burston, Sara	L	Silvia LS1	SCMSC	1:05.55	0:57.73		2:03.28	1:12.00	1:03.36		2:15.36	0:00.00	3:00.00		3:00.00	2:03.28
35	Poole, Kynan	JB	C'Dore	SCMSC	1:08.54	1:00.51		2:09.05	1:03.38	1:00.84		2:04.22	0:00.00	3:00.00		3:00.00	2:04.22
52	Debnam, Keith	D	C'Dore	IWMAC	1:06.03	1:00.67		2:06.70	1:07.48	1:01.15		2:08.64	1:05.38	0:59.86		2:05.24	2:05.24
49	Robinson, Norm	A	Corolla	IWMAC	1:10.18	1:03.22		2:13.39	1:10.98	0:58.51	1	2:14.49	1:06.88	0:57.92		2:04.79	2:04.79
48	PCYC, Team B	D	C'Dore	IWMAC	1:10.98	1:04.32	1	2:20.31	1:09.44	1:03.74		2:13.19	1:25.24	1:13.45		2:38.69	2:13.19
50	Watts, Angela	L	C'Dore	IWMAC	1:16.27	1:09.91		2:26.18	1:12.72	1:06.06		2:18.78	1:10.27	1:07.86		2:18.13	2:18.13
47	PCYC, Team A	A	Corolla	IWMAC	1:23.83	1:15.47		2:39.30	1:23.68	1:16.25		2:39.93	1:40.93	1:33.32		3:14.25	2:39.30

 Fastest time for run  
 2nd fastest  
 3rd fastest  
 Best in class if not in top three

Sunday, 20 November 2016



Run 4

Run 5

Lap 1	Lap 2	Pen	Total Inc. Penalty	Lap 1	Lap 2	Pen	Total Inc. Penalty	Total Point Scoring Time	Class Posn	Outright Position	Name
0:51.97	0:49.00		1:40.96	0:48.82	0:46.29		1:35.10	1:35.10	1	1	Bateman, Camron
0:51.66	0:48.80		1:40.46	0:49.60	0:45.93		1:35.54	1:35.54	2	2	Moffitt, Troy
0:52.63	3:00.00		3:52.63	0:50.42	0:47.17		1:37.60	1:37.60	3	3	Poulier, Wayne
0:52.20	0:47.90		1:40.10	0:51.64	0:46.21		1:37.85	1:37.85	4	4	Bonnici, Anthony
0:53.34	0:48.69		1:42.03	0:51.80	0:47.03		1:38.83	1:38.83	1	5	Griffiths, Leonard
7:32.48	0:00.00		7:32.48	0:00.00	3:00.00		3:00.00	1:38.90	5	6	Read, Matt
0:53.21	0:48.41		1:41.62	0:51.18	0:47.87		1:39.05	1:39.05	6	7	Wadham, Jeffrey
0:55.71	0:51.87		1:47.58	0:53.16	0:48.79		1:41.95	1:41.95	1	8	Bond, Paul
0:54.50	0:50.13		1:44.63	0:54.27	0:49.87		1:44.15	1:44.15	2	9	Bond, Leyton
0:54.92	0:49.74		1:44.65	0:56.13	0:51.04		1:47.17	1:44.65	2	10	Lynch, Ray
0:55.70	0:51.67		1:47.37	0:54.46	0:50.52		1:44.98	1:44.98	3	11	Griffiths, Edward
0:56.27	0:52.01		1:48.28	0:55.35	0:50.17		1:45.51	1:45.51	1	12	Plohl, Shane
1:00.49	0:54.94		1:55.43	0:55.81	0:49.77		1:45.58	1:45.58	1	13	Hemburrow, Brian
0:56.39	0:52.22		1:48.60	0:54.95	0:50.79		1:45.73	1:45.73	4	14	Mapstone, Peter
0:57.55	0:53.09		1:50.64	0:55.16	0:50.69		1:45.85	1:45.85	2	15	McLane, Andrew
0:00.00	3:00.00		3:00.00	0:00.00	3:00.00		3:00.00	1:46.51	3	16	Smith, David
0:57.00	0:51.46		1:48.46	0:55.85	0:51.03		1:46.88	1:46.88	1	17	Thompson, Liam
1:00.11	0:52.94		1:53.05	0:55.98	0:50.93		1:46.91	1:46.91	3	18	Phoenix, John
0:55.34	0:51.19	1	1:51.52	0:55.21	0:51.83		1:47.05	1:47.05	5	19	Radaich, Shane
0:57.52	0:51.42		1:48.94	0:55.50	1:00.00		1:55.50	1:47.18	2	20	Meiers, Leonard
0:57.69	0:53.20		1:50.89	0:55.65	0:51.62		1:47.26	1:47.26	4	21	Easterman, Timmy
0:58.78	0:52.55		1:51.33	0:56.38	0:51.03		1:47.42	1:47.42	2	22	Rieck, Kayden
0:59.24	0:55.81		1:55.05	0:55.79	0:51.75		1:47.54	1:47.54	3	23	Cullen, Chloe
0:59.03	0:54.02		1:53.05	0:56.56	0:51.15		1:47.71	1:47.71	6	24	Connell, Paul
0:56.67	0:51.50		1:48.16	0:53.39	0:49.90	1	1:48.30	1:48.16	4	25	Paine, Brock
0:57.22	0:55.12	1	1:57.33	0:58.23	0:53.63		1:51.86	1:48.84	7	26	Millwood, Joshua
0:57.52	0:51.61		1:49.12	1:10.54	1:23.05		2:33.59	1:49.12	1	27	Dance, Marc
0:56.29	0:53.21		1:49.49	0:57.27	0:53.58		1:50.85	1:49.49	3	28	Hetherman, Danial
0:59.38	0:00.00		0:59.38	0:00.00	3:00.00		3:00.00	1:49.70	4	29	Doblo, Nick
1:01.20	0:55.69		1:56.89	0:58.21	0:51.63		1:49.84	1:49.84	1	30	Kuss, Chaia
0:57.69	0:53.52		1:51.21	0:57.13	0:52.90		1:50.04	1:50.04	4	31	Haynes, Graeme
0:58.89	1:27.01		2:25.91	0:57.68	0:52.81		1:50.48	1:50.48	8	32	Millwood, Sebastian
0:58.59	0:53.62		1:52.21	0:58.35	0:52.27		1:50.62	1:50.62	9	33	Woodbridge, Greg
1:00.39	0:55.47		1:55.86	0:58.07	0:52.60		1:50.67	1:50.67	2	34	Denman, Sarah
0:58.38	0:52.36		1:50.74	0:57.76	0:53.29		1:51.05	1:50.74	10	35	Robertson, Lloyd
1:01.95	0:55.32		1:57.27	0:59.41	0:52.12		1:51.53	1:51.53	11	36	Connell, John
0:58.72	1:16.65		2:15.36	0:58.18	0:53.46		1:51.64	1:51.64	5	37	Ball, James
0:59.08	0:55.55		1:54.64	0:58.62	0:53.05		1:51.67	1:51.67	12	38	Trehear, Paul
1:00.01	0:52.07		1:52.07	0:58.70	0:54.58		1:53.27	1:52.07	5	39	Ball, Peter
0:58.93	0:53.85		1:52.78	1:02.80	0:54.81		1:57.61	1:52.78	13	40	Poole, Brent
1:01.29	0:55.38		1:56.67	0:59.57	0:54.27		1:53.84	1:53.84	6	41	McLane, Greg
1:06.40	0:58.20		2:04.59	0:59.82	0:54.07		1:53.90	1:53.90	14	42	Mapstone, Callum
0:59.00	0:55.37		1:54.37	0:00.00	3:00.00		3:00.00	1:54.37	15	43	Muston, Clay
1:02.45	0:57.27		1:59.72	0:59.64	0:55.35		1:54.99	1:54.99	5	44	Daniels, Wayne
1:02.75	1:41.74		2:44.48	1:01.53	0:56.45		1:57.98	1:57.98	3	45	Burston, Sara
1:03.51	0:58.30		2:01.80	1:04.23	1:02.04		2:06.27	2:01.80	2	46	Poole, Kynan
0:00.00	3:00.00		3:00.00	1:04.30	0:58.32		2:02.62	2:02.62	16	47	Debnam, Keith
1:06.31	0:59.05		2:05.35	1:04.37	0:58.69		2:03.05	2:03.05	6	48	Robinson, Norm
1:13.73	1:04.25		2:17.98	1:08.66	1:07.92		2:16.58	2:13.19	17	49	PCYC, Team B
1:12.83	1:05.70		2:18.53	0:00.00	3:00.00		3:00.00	2:18.13	4	50	Watts, Angela
1:36.86	1:27.10		3:03.96	1:18.63	1:22.90		2:41.53	2:39.30	7	51	PCYC, Team A

- Fastest time for run
- 2nd fastest
- 3rd fastest
- Best in class if not in top three