







		IPSWICH WEST MORETON AUTO CLUB						DIRT SPRINT		Round 1		Sunday, 10 September 2017							
				Run 1						Run 2						Run 3					
No.	Name	Class	Car		Stand	Lap 2	Lap 3	al Time incl	Penalties	Stand	Lap 2	Lap 3	al Time incl	Penalties	Stand	Lap 2	Lap 3	al Time incl	Penalties	Best Run	
22	Bond, Paul	A	Pulsar	IWMAC	0:53.52	0:49.10	0:50.43	2:33.05	0	0:52.87	0:49.14	3:00.00	4:42.01	0	0:51.98	0:00.00	3:00.00	3:56.98	1	2:33.05	
1	Bond, Leyton	A	Pulsar	IWMAC	0:54.67	0:51.43	0:51.54	2:37.63	0	0:59.57	0:51.81	0:51.82	2:48.20	1	0:54.29	0:50.21	0:48.72	2:33.23	0	2:33.23	
37	Lowndes, Scott	A	Laser	IWMAC	1:05.79	0:53.65	1:14.97	3:14.41	0	1:00.10	0:53.35	0:52.74	2:51.19	1	0:57.97	1:01.47	0:52.66	2:52.10	0	2:51.19	
39	Gray, Davin	A	Stanza	IWMAC	0:59.22	0:55.60	0:54.67	2:49.49	0	0:57.42	0:59.83	0:53.69	2:50.94	0	0:56.97	0:52.10	0:51.61	2:40.67	0	2:40.67	
7	Feldman, Matt	B	3 Series BMW	IWMAC	0:57.60	0:55.48	1:02.43	2:55.52	0	0:57.31	0:52.26	0:51.08	2:45.66	1	0:56.68	0:50.96	0:51.02	2:38.66	0	2:38.66	
5	Brown, Craig	B	MX5	IWMAC	0:59.72	1:14.22	0:51.00	3:04.94	0	1:21.49	0:54.86	0:56.40	3:12.75	0	0:57.97	0:53.33	0:53.91	2:45.21	0	2:45.21	
6	Collingwood, Mark	B	MX5	IWMAC	1:03.02	0:58.32	0:58.67	3:00.01	0	0:59.33	0:55.13	0:55.16	2:54.62	1	0:57.19	0:51.73	0:52.90	2:41.82	0	2:41.82	
4	Michel, Neil	B	LA Lancer	IWMAC	0:58.49	0:54.17	0:54.64	2:47.30	0	0:58.90	0:54.03	0:55.73	2:48.66	0	0:58.39	0:53.06	0:52.77	2:44.22	0	2:44.22	
42	Gibson, Neal	B	Kia Sportage	IWMAC	1:02.44	0:59.70	0:56.76	2:58.90	0	0:00.00	0:00.00	3:00.00	3:00.00	0	0:00.00	0:00.00	3:00.00	3:00.00	0	2:58.90	
14	Baker, Corey	C	Corolla	IWMAC	0:56.74	0:51.74	0:53.06	2:41.54	0	0:53.59	0:49.99	0:50.74	2:34.32	0	0:54.50	0:49.94	0:48.51	2:37.96	1	2:34.32	
23	McLean, Cameron	C	C'Dore	IWMAC	0:54.19	0:49.73	0:51.02	2:34.95	0	0:54.18	0:50.11	0:49.98	2:34.26	0	0:52.99	0:48.37	0:48.08	2:29.45	0	2:29.45	
8	McLean, Connor	C	C'Dore	IWMAC	0:56.40	0:57.49	1:01.00	2:54.89	0	0:55.85	0:51.21	0:59.91	2:46.97	0	0:53.02	0:48.89	0:48.87	2:30.78	0	2:30.78	
41	McMillan, Michael	C	Corolla	IWMAC	0:55.16	0:51.49	0:51.55	2:38.20	0	0:59.36	0:00.00	3:00.00	3:59.36	0	0:53.46	0:49.40	0:48.50	2:31.35	0	2:31.35	
10	Meiers, Leonard	C	C'Dore	IWMAC	1:04.14	0:52.73	0:52.82	2:49.69	0	0:55.34	0:51.80	0:50.86	2:38.00	0	0:53.44	0:49.97	0:49.95	2:33.36	0	2:33.36	
11	Robertson, Lloyd	C	BMW 130i M	IWMAC	0:57.56	0:53.12	0:53.22	2:43.91	0	0:57.73	0:52.66	0:53.35	2:48.74	1	0:55.54	0:51.84	0:51.56	2:38.94	0	2:38.94	
12	Hemburrow, Brian	C	VL C'Dore	IWMAC	0:56.96	0:00.00	1:58.00	2:54.96	0	0:57.29	0:53.11	0:52.09	2:42.48	0	0:54.78	0:51.30	1:06.65	2:57.73	1	2:42.48	
13	Haynes, Graeme	C	Beetle	IWMAC	0:58.80	0:54.60	0:56.90	2:50.30	0	0:56.29	0:55.32	0:55.99	2:52.60	1	0:57.11	0:53.56	0:52.54	2:43.21	0	2:43.21	
40	Griffiths, Lenny	D	C'Dore	IWMAC	0:00.00	0:00.00	3:09.00	3:09.00	0	0:53.44	0:49.59	0:49.11	2:32.14	0	0:52.18	0:48.30	0:48.09	2:28.57	0	2:28.57	
18	Mapstone, Peter	D	XR8	IWMAC	0:56.74	0:53.15	0:53.10	2:42.99	0	0:55.02	0:56.33	0:52.41	2:48.76	1	0:53.50	0:50.91	0:50.71	2:35.12	0	2:35.12	
15	Griffiths, Edward	D	C'Dore	IWMAC	0:55.94	0:51.55	0:51.76	2:39.25	0	0:54.11	0:50.81	0:50.23	2:35.15	0	0:53.81	0:49.62	0:49.07	2:32.49	0	2:32.49	
17	Amos, Kris	D	Falcon	IWMAC	0:56.16	0:53.15	0:52.47	2:41.77	0	0:56.10	0:51.06	0:51.19	2:38.35	0	0:55.01	0:50.20	0:50.31	2:35.51	0	2:35.51	
2	Treanar, Nathan	D	C'Dore	IWMAC	0:57.99	0:55.66	0:54.08	2:47.73	0	0:57.27	0:53.23	0:53.44	2:43.94	0	0:56.55	0:51.97	0:53.80	2:47.31	1	2:43.94	
19	Woodbridge, Greg	D	C'Dore	IWMAC	1:00.32	0:56.95	0:54.05	2:51.32	0	0:59.18	0:54.83	0:55.24	2:49.24	0	0:57.10	0:53.23	0:52.42	2:42.76	0	2:42.76	
21	Treanar, Paul	D	C'Dore	IWMAC	1:02.20	0:56.98	0:55.26	2:54.44	0	0:58.10	1:26.72	3:00.00	5:29.82	1	0:58.09	0:54.20	0:53.32	2:45.60	0	2:45.60	
16	Connell, John	D	C'Dore	IWMAC	0:59.70	0:57.82	0:57.73	2:55.25	0	0:59.65	0:57.32	0:55.20	2:52.16	0	1:01.27	0:00.00	3:00.00	4:01.27	0	2:52.16	
20	Mapstone, Callum	D	XR8	IWMAC	1:03.81	0:59.49	1:00.95	3:04.25	0	1:03.07	0:57.09	3:00.00	5:00.15	0	1:01.67	0:57.43	0:56.10	2:55.20	0	2:55.20	
9	Deas, Adrian	D	HQ Buggy	IWMAC	1:05.29	0:59.05	0:58.72	3:03.05	0	1:04.44	0:57.98	1:00.70	3:08.12	1	0:58.30	1:07.55	0:58.39	3:04.24	0	3:03.05	
26	Poulier, Wayne	E	WRX STI	IWMAC	0:52.97	0:49.82	0:48.92	2:31.71	0	0:51.59	0:47.92	0:47.88	2:27.39	0	0:50.46	0:46.60	3:00.00	4:37.06	0	2:27.39	
24	McMillan, Michael	E	EVO IX	IWMAC	0:49.41	0:46.59	0:46.50	2:22.50	0	0:48.24	0:46.21	0:47.72	2:22.17	0	1:08.40	0:00.00	3:00.00	4:08.40	0	2:22.17	
25	Bonnici, Ant	E	EVO IX	IWMAC	0:50.25	0:47.73	0:52.59	2:30.57	0	0:49.42	0:46.41	0:47.43	2:23.26	0	0:00.00	0:00.00	3:00.00	3:00.00	0	2:23.26	
30	Moyes, Saxon	J	318is BMW	IWMAC	0:56.48	0:52.97	0:53.51	2:42.95	0	0:54.81	0:50.83	0:52.19	2:37.82	0	0:53.98	0:49.73	0:49.39	2:33.10	0	2:33.10	
27	Cullen, Chloe	J	Fiesta XR4	IWMAC	0:56.27	0:58.98	0:53.70	2:48.94	0	1:39.06	0:54.14	0:54.78	3:32.98	1	0:54.58	0:50.39	0:50.44	2:35.42	0	2:35.42	
36	Rieck, Kayden	J	Laser	IWMAC	0:58.03	0:53.66	0:54.20	2:45.89	0	0:57.12	0:52.21	1:01.44	2:50.76	0	0:56.62	0:51.25	0:51.42	2:39.28	0	2:39.28	
28	Dance, Marc	J	Corolla	IWMAC	0:58.64	0:54.30	0:58.79	2:51.73	0	0:57.58	0:53.21	0:53.58	2:44.36	0	0:57.47	0:52.93	0:53.97	2:44.37	0	2:44.36	
29	Ball, James	J	Pulsar	IWMAC	0:58.74	0:55.02	0:54.81	2:48.57	0	0:56.53	0:53.25	0:56.78	2:46.57	0	0:56.43	1:09.45	3:00.00	5:10.88	1	2:46.57	
33	Williams, Jack	J	Excel	GGTH	1:03.57	0:58.58	1:29.00	3:31.14	0	1:19.29	1:03.45	0:59.71	3:27.45	1	0:59.48	0:55.70	0:55.77	2:50.95	0	2:50.95	
3	Williams, Thomas	J	Excel	GGTH	1:05.46	0:57.50	0:59.50	3:02.46	0	1:03.64	0:58.65	0:57.70	2:59.98	0	1:00.41	0:58.48	0:54.86	2:53.74	0	2:53.74	
34	Ward, Scott	J	Laser	IWMAC	1:23.22	1:07.91	1:05.20	3:36.33	0	1:08.92	1:00.50	0:58.94	3:08.36	0	1:20.96	1:00.64	0:59.50	3:21.09	0	3:08.36	
32	Williams, Edward	J	Excel	GGTH	2:32.46	0:00.00	1:09.00	3:41.46	0	1:05.64	1:00.77	1:00.65	3:07.06	0	1:28.94	1:00.80	1:00.49	3:30.23	0	3:07.06	
35	Beveridge, Allison	J	Pulsar	IWMAC	1:11.68	1:07.13	1:06.55	3:25.36	0	1:14.98	1:06.89	1:03.39	3:25.26	0	1:10.65	1:03.24	1:02.79	3:16.68	0	3:16.68	
31	Denman, Sarah	L	Peugot 306	IWMAC	0:58.79	0:56.89	0:55.66	2:51.34	0	0:57.39	0:53.75	0:53.77	2:44.91	0	0:56.16	0:52.59	0:52.58	2:41.33	0	2:41.33	
38	Feldman, Diane	L	Liberty	IWMAC	1:09.12	0:55.42	0:53.61	2:58.15	0	1:37.92	0:00.00	3:00.00	4:42.92	1	0:57.81	0:53.06	0:50.88	2:41.75	0	2:41.75	

		IPSWICH V		Sunday, 10 September 2017											
		Run 4						Run 5							
Name	Class	Car	Stand	Lap 2	Lap 3	Lat Time incl F	Penalties	Stand	Lap 2	Lap 3	Lat Time incl F	Penalties	Best Time	Class Posr	O/R
Bond, Paul	A	Pulsar	0:53.30	0:00.00	3:00.00	3:53.30	0	0:50.05	0:47.13	0:47.56	2:24.74	0	2:33.05	1	11
Bond, Leyton	A	Pulsar	0:52.23	0:50.13	3:00.00	4:42.36	0	1:01.40	0:50.10	0:48.68	2:40.18	0	2:33.23	2	13
Lowndes, Scott	A	Laser	0:57.07	0:51.08	0:50.41	2:38.55	0	0:55.30	0:51.72	0:49.41	2:36.43	0	2:36.43	3	19
Gray, Davin	A	Stanza	0:57.16	0:52.14	0:52.83	2:42.12	0	0:57.60	0:52.54	0:51.83	2:41.96	0	2:40.67	4	29
Feldman, Matt	B	3 Series BMW	0:55.16	0:50.31	0:51.74	2:37.21	0	0:55.75	0:49.96	0:49.00	2:34.71	0	2:34.71	1	17
Brown, Craig	B	MX5	0:55.78	0:51.41	0:50.56	2:37.75	0	0:54.83	1:00.63	0:50.91	2:51.36	1	2:37.75	2	25
Collingwood, Mark	B	MX5	0:56.61	0:51.00	1:08.87	3:01.48	1	0:56.98	0:50.86	0:52.00	2:39.84	0	2:39.84	3	28
Michel, Neil	B	LA Lancer	0:56.19	0:53.27	0:52.06	2:41.52	0	0:58.17	0:53.27	0:54.65	2:46.09	0	2:41.52	4	32
Gibson, Neal	B	Kia Sportage	0:00.00	0:00.00	3:00.00	3:00.00	0	0:00.00	0:00.00	3:00.00	3:00.00	0	2:58.90	5	39
Baker, Corey	C	Corolla	0:51.91	0:48.38	0:56.42	2:36.70	0	0:51.21	0:47.95	0:48.59	2:27.74	0	2:27.74	1	5
McClean, Cameron	C	C'Dore	0:51.02	0:46.98	0:47.84	2:30.84	1	0:51.31	0:49.17	0:47.43	2:27.91	0	2:27.91	2	6
McClean, Connor	C	C'Dore	0:53.02	0:48.97	0:49.24	2:31.22	0	0:52.61	0:48.23	0:47.95	2:28.79	0	2:28.79	3	7
McMillan, Michael	C	Corolla	0:00.00	0:00.00	3:00.00	3:00.00	0	0:59.89	0:49.49	0:52.42	2:46.80	1	2:31.35	4	9
Meiers, Leonard	C	C'Dore	0:53.66	1:14.02	3:00.00	5:12.67	1	0:53.25	0:48.18	0:54.16	2:35.59	0	2:33.36	5	14
Robertson, Lloyd	C	BMW 130i M	0:55.31	0:50.86	0:51.09	2:37.26	0	0:53.86	0:49.72	0:50.43	2:34.01	0	2:34.01	6	15
Hemburrow, Brian	C	VL C'Dore	0:59.11	0:51.82	0:50.22	2:41.16	0	0:54.38	0:50.21	1:07.04	2:51.63	0	2:41.16	7	30
Haynes, Graeme	C	Beetle	0:57.61	0:53.15	0:54.80	2:50.55	1	0:55.81	0:52.44	0:55.48	2:43.73	0	2:43.21	8	34
Griffiths, Lenny	D	C'Dore	0:50.51	0:47.15	0:47.10	2:24.76	0	0:49.94	0:46.48	0:46.89	2:28.31	1	2:24.76	1	4
Mapstone, Peter	D	XR8	0:53.24	0:50.36	0:51.30	2:39.90	1	0:52.77	0:48.65	0:48.75	2:30.17	0	2:30.17	2	8
Griffiths, Edward	D	C'Dore	0:53.67	0:49.27	0:49.00	2:31.93	0	0:53.39	0:49.28	0:49.28	2:31.95	0	2:31.93	3	10
Amos, Kris	D	Falcon	0:54.09	0:50.55	0:49.54	2:34.18	0	0:54.18	0:50.19	0:50.10	2:34.46	0	2:34.18	4	16
Trehear, Nathan	D	C'Dore	0:55.45	0:50.99	0:50.57	2:37.01	0	0:54.08	0:51.43	0:56.99	2:47.50	1	2:37.01	5	23
Woodbridge, Greg	D	C'Dore	0:56.29	0:52.33	0:51.62	2:40.24	0	0:55.93	0:50.58	0:50.98	2:37.49	0	2:37.49	6	24
Trehear, Paul	D	C'Dore	0:57.23	0:51.89	0:52.25	2:41.37	0	0:56.07	0:52.67	0:52.60	2:41.34	0	2:41.34	7	31
Connell, John	D	C'Dore	1:00.18	0:52.90	0:54.95	2:53.03	1	0:57.51	0:51.53	0:53.00	2:42.03	0	2:42.03	8	33
Mapstone, Callum	D	XR8	0:59.86	0:55.21	0:55.00	2:55.06	1	0:59.45	0:55.21	0:53.90	2:48.56	0	2:48.56	9	36
Deas, Adrian	D	HQ Buggy	0:00.00	0:00.00	3:00.00	3:00.00	0	0:00.00	0:00.00	3:00.00	3:00.00	0	3:00.00	10	40
Poulier, Wayne	E	WRX STI	0:49.43	0:46.58	3:00.00	4:36.01	0	0:48.14	0:45.07	0:44.43	2:17.64	0	2:17.64	1	1
McMillan, Michael	E	EVO IX	0:00.00	0:00.00	3:00.00	3:00.00	0	0:00.00	0:00.00	3:00.00	3:00.00	0	2:22.17	2	2
Bonnici, Ant	E	EVO IX	0:59.35	0:53.21	0:52.62	2:45.18	0	1:49.94	0:50.90	0:50.31	3:31.14	0	2:23.26	3	3
Moyes, Saxon	J	318is BMW	0:55.08	0:47.96	0:49.87	2:37.90	1	0:52.55	0:48.32	0:54.70	2:40.56	1	2:33.10	1	12
Cullen, Chloe	J	Fiesta XR4	0:53.56	0:48.85	1:19.37	3:01.78	0	0:53.70	1:17.54	3:00.00	5:16.24	1	2:35.42	2	18
Rieck, Kayden	J	Laser	0:54.86	0:50.57	0:51.01	2:36.44	0	0:54.79	0:50.39	3:00.00	4:45.18	0	2:36.44	3	20
Dance, Marc	J	Corolla	0:55.64	0:56.14	0:53.78	2:50.57	1	0:55.87	0:50.58	0:50.28	2:36.72	0	2:36.72	4	21
Ball, James	J	Pulsar	0:55.80	0:54.33	0:51.10	2:41.22	0	0:56.02	0:51.86	0:51.83	2:39.70	0	2:39.70	5	27
Williams, Jack	J	Excel	1:01.46	1:07.42	1:17.14	3:26.01	0	0:59.26	0:54.37	0:53.71	2:47.33	0	2:47.33	6	35
Williams, Thomas	J	Excel	0:59.46	1:03.19	0:54.24	2:56.90	0	0:58.97	0:53.56	1:12.21	3:09.74	1	2:53.74	7	37
Ward, Scott	J	Laser	1:06.14	1:00.87	0:59.29	3:06.30	0	1:04.78	0:57.81	0:55.03	2:57.63	0	2:57.63	8	38
Williams, Edward	J	Excel	1:06.98	1:00.07	0:57.94	3:04.98	0	1:03.60	0:58.20	0:57.40	3:04.20	1	3:04.20	9	41
Beveridge, Allison	J	Pulsar	1:09.10	1:00.52	1:00.23	3:09.85	0	1:05.86	1:27.26	1:33.64	4:06.76	0	3:09.85	10	42
Denman, Sarah	L	Peugot 306	0:55.73	0:51.67	0:51.75	2:39.15	0	0:55.04	0:50.96	0:50.94	2:36.94	0	2:36.94	1	22
Feldman, Diane	L	Liberty	0:55.68	1:03.20	1:09.06	3:07.94	0	0:56.57	0:51.04	0:50.65	2:38.26	0	2:38.26	2	26

				IPSWICH WEST MORETON AUTO CLUB						DIRT SPRINT		Round 1		Sunday, 10 September 2017						
				Run 1						Run 2					Run 3					
No.	Name	Class	Car		Stand	Lap 2	Lap 3	al Time incl	Penalties	Stand	Lap 2	Lap 3	al Time incl	Penalties	Stand	Lap 2	Lap 3	il Time incl	Penalties	Best Run
22	Bond, Paul	A	Pulsar	IWMAC	0:53.52	0:49.10	0:50.43	2:33.05	0	0:52.87	0:49.14	3:00.00	4:42.01	0	0:51.98	0:00.00	3:00.00	3:56.98	1	2:33.05
1	Bond, Leyton	A	Pulsar	IWMAC	0:54.67	0:51.43	0:51.54	2:37.63	0	0:59.57	0:51.81	0:51.82	2:48.20	1	0:54.29	0:50.21	0:48.72	2:33.23	0	2:33.23
37	Lowndes, Scott	A	Laser	IWMAC	1:05.79	0:53.65	1:14.97	3:14.41	0	1:00.10	0:53.35	0:52.74	2:51.19	1	0:57.97	1:01.47	0:52.66	2:52.10	0	2:51.19
39	Gray, Davin	A	Stanza	IWMAC	0:59.22	0:55.60	0:54.67	2:49.49	0	0:57.42	0:59.83	0:53.69	2:50.94	0	0:56.97	0:52.10	0:51.61	2:40.67	0	2:40.67
7	Feldman, Matt	B	3 Series BMW	IWMAC	0:57.60	0:55.48	1:02.43	2:55.52	0	0:57.31	0:52.26	0:51.08	2:45.66	1	0:56.68	0:50.96	0:51.02	2:38.66	0	2:38.66
5	Brown, Craig	B	MX5	IWMAC	0:59.72	1:14.22	0:51.00	3:04.94	0	1:21.49	0:54.86	0:56.40	3:12.75	0	0:57.97	0:53.33	0:53.91	2:45.21	0	2:45.21
6	Collingwood, Mark	B	MX5	IWMAC	1:03.02	0:58.32	0:58.67	3:00.01	0	0:59.33	0:55.13	0:55.16	2:54.62	1	0:57.19	0:51.73	0:52.90	2:41.82	0	2:41.82
4	Michel, Neil	B	LA Lancer	IWMAC	0:58.49	0:54.17	0:54.64	2:47.30	0	0:58.90	0:54.03	0:55.73	2:48.66	0	0:58.39	0:53.06	0:52.77	2:44.22	0	2:44.22
42	Gibson, Neal	B	Kia Sportage	IWMAC	1:02.44	0:59.70	0:56.76	2:58.90	0	0:00.00	0:00.00	3:00.00	3:00.00	0	0:00.00	0:00.00	3:00.00	3:00.00	0	2:58.90
14	Baker, Corey	C	Corolla	IWMAC	0:56.74	0:51.74	0:53.06	2:41.54	0	0:53.59	0:49.99	0:50.74	2:34.32	0	0:54.50	0:49.94	0:48.51	2:37.96	1	2:34.32
23	McLean, Cameron	C	C'Dore	IWMAC	0:54.19	0:49.73	0:51.02	2:34.95	0	0:54.18	0:50.11	0:49.98	2:34.26	0	0:52.99	0:48.37	0:48.08	2:29.45	0	2:29.45
8	McLean, Connor	C	C'Dore	IWMAC	0:56.40	0:57.49	1:01.00	2:54.89	0	0:55.85	0:51.21	0:59.91	2:46.97	0	0:53.02	0:48.89	0:48.87	2:30.78	0	2:30.78
41	McMillan, Michael	C	Corolla	IWMAC	0:55.16	0:51.49	0:51.55	2:38.20	0	0:59.36	0:00.00	3:00.00	3:59.36	0	0:53.46	0:49.40	0:48.50	2:31.35	0	2:31.35
10	Meiers, Leonard	C	C'Dore	IWMAC	1:04.14	0:52.73	0:52.82	2:49.69	0	0:55.34	0:51.80	0:50.86	2:38.00	0	0:53.44	0:49.97	0:49.95	2:33.36	0	2:33.36
11	Robertson, Lloyd	C	BMW 130i M	IWMAC	0:57.56	0:53.12	0:53.22	2:43.91	0	0:57.73	0:52.66	0:53.35	2:48.74	1	0:55.54	0:51.84	0:51.56	2:38.94	0	2:38.94
12	Hemburrow, Brian	C	VL C'Dore	IWMAC	0:56.96	0:00.00	1:58.00	2:54.96	0	0:57.29	0:53.11	0:52.09	2:42.48	0	0:54.78	0:51.30	1:06.65	2:57.73	1	2:42.48
13	Haynes, Graeme	C	Beetle	IWMAC	0:58.80	0:54.60	0:56.90	2:50.30	0	0:56.29	0:55.32	0:55.99	2:52.60	1	0:57.11	0:53.56	0:52.54	2:43.21	0	2:43.21
40	Griffiths, Lenny	D	C'Dore	IWMAC	0:00.00	0:00.00	3:09.00	3:09.00	0	0:53.44	0:49.59	0:49.11	2:32.14	0	0:52.18	0:48.30	0:48.09	2:28.57	0	2:28.57
18	Mapstone, Peter	D	XR8	IWMAC	0:56.74	0:53.15	0:53.10	2:42.99	0	0:55.02	0:56.33	0:52.41	2:48.76	1	0:53.50	0:50.91	0:50.71	2:35.12	0	2:35.12
15	Griffiths, Edward	D	C'Dore	IWMAC	0:55.94	0:51.55	0:51.76	2:39.25	0	0:54.11	0:50.81	0:50.23	2:35.15	0	0:53.81	0:49.62	0:49.07	2:32.49	0	2:32.49
17	Amos, Kris	D	Falcon	IWMAC	0:56.16	0:53.15	0:52.47	2:41.77	0	0:56.10	0:51.06	0:51.19	2:38.35	0	0:55.01	0:50.20	0:50.31	2:35.51	0	2:35.51
2	Treanar, Nathan	D	C'Dore	IWMAC	0:57.99	0:55.66	0:54.08	2:47.73	0	0:57.27	0:53.23	0:53.44	2:43.94	0	0:56.55	0:51.97	0:53.80	2:47.31	1	2:43.94
19	Woodbridge, Greg	D	C'Dore	IWMAC	1:00.32	0:56.95	0:54.05	2:51.32	0	0:59.18	0:54.83	0:55.24	2:49.24	0	0:57.10	0:53.23	0:52.42	2:42.76	0	2:42.76
21	Treanar, Paul	D	C'Dore	IWMAC	1:02.20	0:56.98	0:55.26	2:54.44	0	0:58.10	1:26.72	3:00.00	5:29.82	1	0:58.09	0:54.20	0:53.32	2:45.60	0	2:45.60
16	Connell, John	D	C'Dore	IWMAC	0:59.70	0:57.82	0:57.73	2:55.25	0	0:59.65	0:57.32	0:55.20	2:52.16	0	1:01.27	0:00.00	3:00.00	4:01.27	0	2:52.16
20	Mapstone, Callum	D	XR8	IWMAC	1:03.81	0:59.49	1:00.95	3:04.25	0	1:03.07	0:57.09	3:00.00	5:00.15	0	1:01.67	0:57.43	0:56.10	2:55.20	0	2:55.20
9	Deas, Adrian	D	HQ Buggy	IWMAC	1:05.29	0:59.05	0:58.72	3:03.05	0	1:04.44	0:57.98	1:00.70	3:08.12	1	0:58.30	1:07.55	0:58.39	3:04.24	0	3:03.05
26	Poulier, Wayne	E	WRX STI	IWMAC	0:52.97	0:49.82	0:48.92	2:31.71	0	0:51.59	0:47.92	0:47.88	2:27.39	0	0:50.46	0:46.60	3:00.00	4:37.06	0	2:27.39
24	McMillan, Michael	E	EVO IX	IWMAC	0:49.41	0:46.59	0:46.50	2:22.50	0	0:48.24	0:46.21	0:47.72	2:22.17	0	1:08.40	0:00.00	3:00.00	4:08.40	0	2:22.17
25	Bonnici, Ant	E	EVO IX	IWMAC	0:50.25	0:47.73	0:52.59	2:30.57	0	0:49.42	0:46.41	0:47.43	2:23.26	0	0:00.00	0:00.00	3:00.00	3:00.00	0	2:23.26
30	Moyes, Saxon	J	318is BMW	IWMAC	0:56.48	0:52.97	0:53.51	2:42.95	0	0:54.81	0:50.83	0:52.19	2:37.82	0	0:53.98	0:49.73	0:49.39	2:33.10	0	2:33.10
27	Cullen, Chloe	J	Fiesta XR4	IWMAC	0:56.27	0:58.98	0:53.70	2:48.94	0	1:39.06	0:54.14	0:54.78	3:32.98	1	0:54.58	0:50.39	0:50.44	2:35.42	0	2:35.42
36	Rieck, Kayden	J	Laser	IWMAC	0:58.03	0:53.66	0:54.20	2:45.89	0	0:57.12	0:52.21	1:01.44	2:50.76	0	0:56.62	0:51.25	0:51.42	2:39.28	0	2:39.28
28	Dance, Marc	J	Corolla	IWMAC	0:58.64	0:54.30	0:58.79	2:51.73	0	0:57.58	0:53.21	0:53.58	2:44.36	0	0:57.47	0:52.93	0:53.97	2:44.37	0	2:44.36
29	Ball, James	J	Pulsar	IWMAC	0:58.74	0:55.02	0:54.81	2:48.57	0	0:56.53	0:53.25	0:56.78	2:46.57	0	0:56.43	1:09.45	3:00.00	5:10.88	1	2:46.57
33	Williams, Jack	J	Excel	GGTH	1:03.57	0:58.58	1:29.00	3:31.14	0	1:19.29	1:03.45	0:59.71	3:27.45	1	0:59.48	0:55.70	0:55.77	2:50.95	0	2:50.95
3	Williams, Thomas	J	Excel	GGTH	1:05.46	0:57.50	0:59.50	3:02.46	0	1:03.64	0:58.65	0:57.70	2:59.98	0	1:00.41	0:58.48	0:54.86	2:53.74	0	2:53.74
34	Ward, Scott	J	Laser	IWMAC	1:23.22	1:07.91	1:05.20	3:36.33	0	1:08.92	1:00.50	0:58.94	3:08.36	0	1:20.96	1:00.64	0:59.50	3:21.09	0	3:08.36
32	Williams, Edward	J	Excel	GGTH	2:32.46	0:00.00	1:09.00	3:41.46	0	1:05.64	1:00.77	1:00.65	3:07.06	0	1:28.94	1:00.80	1:00.49	3:30.23	0	3:07.06
35	Beveridge, Allison	J	Pulsar	IWMAC	1:11.68	1:07.13	1:06.55	3:25.36	0	1:14.98	1:06.89	1:03.39	3:25.26	0	1:10.65	1:03.24	1:02.79	3:16.68	0	3:16.68
31	Denman, Sarah	L	Peugot 306	IWMAC	0:58.79	0:56.89	0:55.66	2:51.34	0	0:57.39	0:53.75	0:53.77	2:44.91	0	0:56.16	0:52.59	0:52.58	2:41.33	0	2:41.33
38	Feldman, Diane	L	Liberty	IWMAC	1:09.12	0:55.42	0:53.61	2:58.15	0	1:37.92	0:00.00	3:00.00	4:42.92	1	0:57.81	0:53.06	0:50.88	2:41.75	0	2:41.75

		IPSWICH V		Sunday, 10 September 2017											
		Run 4						Run 5							
Name	Class	Car	Stand	Lap 2	Lap 3	Lat Time incl F	Penalties	Stand	Lap 2	Lap 3	Lat Time incl F	Penalties	Best Time	Class Posr	O/R
Bond, Paul	A	Pulsar	0:53.30	0:00.00	3:00.00	3:53.30	0	0:50.05	0:47.13	0:47.56	2:24.74	0	2:33.05	1	11
Bond, Leyton	A	Pulsar	0:52.23	0:50.13	3:00.00	4:42.36	0	1:01.40	0:50.10	0:48.68	2:40.18	0	2:33.23	2	13
Lowndes, Scott	A	Laser	0:57.07	0:51.08	0:50.41	2:38.55	0	0:55.30	0:51.72	0:49.41	2:36.43	0	2:36.43	3	19
Gray, Davin	A	Stanza	0:57.16	0:52.14	0:52.83	2:42.12	0	0:57.60	0:52.54	0:51.83	2:41.96	0	2:40.67	4	29
Feldman, Matt	B	3 Series BMW	0:55.16	0:50.31	0:51.74	2:37.21	0	0:55.75	0:49.96	0:49.00	2:34.71	0	2:34.71	1	17
Brown, Craig	B	MX5	0:55.78	0:51.41	0:50.56	2:37.75	0	0:54.83	1:00.63	0:50.91	2:51.36	1	2:37.75	2	25
Collingwood, Mark	B	MX5	0:56.61	0:51.00	1:08.87	3:01.48	1	0:56.98	0:50.86	0:52.00	2:39.84	0	2:39.84	3	28
Michel, Neil	B	LA Lancer	0:56.19	0:53.27	0:52.06	2:41.52	0	0:58.17	0:53.27	0:54.65	2:46.09	0	2:41.52	4	32
Gibson, Neal	B	Kia Sportage	0:00.00	0:00.00	3:00.00	3:00.00	0	0:00.00	0:00.00	3:00.00	3:00.00	0	2:58.90	5	39
Baker, Corey	C	Corolla	0:51.91	0:48.38	0:56.42	2:36.70	0	0:51.21	0:47.95	0:48.59	2:27.74	0	2:27.74	1	5
McClean, Cameron	C	C'Dore	0:51.02	0:46.98	0:47.84	2:30.84	1	0:51.31	0:49.17	0:47.43	2:27.91	0	2:27.91	2	6
McClean, Connor	C	C'Dore	0:53.02	0:48.97	0:49.24	2:31.22	0	0:52.61	0:48.23	0:47.95	2:28.79	0	2:28.79	3	7
McMillan, Michael	C	Corolla	0:00.00	0:00.00	3:00.00	3:00.00	0	0:59.89	0:49.49	0:52.42	2:46.80	1	2:31.35	4	9
Meiers, Leonard	C	C'Dore	0:53.66	1:14.02	3:00.00	5:12.67	1	0:53.25	0:48.18	0:54.16	2:35.59	0	2:33.36	5	14
Robertson, Lloyd	C	BMW 130i M	0:55.31	0:50.86	0:51.09	2:37.26	0	0:53.86	0:49.72	0:50.43	2:34.01	0	2:34.01	6	15
Hemburrow, Brian	C	VL C'Dore	0:59.11	0:51.82	0:50.22	2:41.16	0	0:54.38	0:50.21	1:07.04	2:51.63	0	2:41.16	7	30
Haynes, Graeme	C	Beetle	0:57.61	0:53.15	0:54.80	2:50.55	1	0:55.81	0:52.44	0:55.48	2:43.73	0	2:43.21	8	34
Griffiths, Lenny	D	C'Dore	0:50.51	0:47.15	0:47.10	2:24.76	0	0:49.94	0:46.48	0:46.89	2:28.31	1	2:24.76	1	4
Mapstone, Peter	D	XR8	0:53.24	0:50.36	0:51.30	2:39.90	1	0:52.77	0:48.65	0:48.75	2:30.17	0	2:30.17	2	8
Griffiths, Edward	D	C'Dore	0:53.67	0:49.27	0:49.00	2:31.93	0	0:53.39	0:49.28	0:49.28	2:31.95	0	2:31.93	3	10
Amos, Kris	D	Falcon	0:54.09	0:50.55	0:49.54	2:34.18	0	0:54.18	0:50.19	0:50.10	2:34.46	0	2:34.18	4	16
Trehear, Nathan	D	C'Dore	0:55.45	0:50.99	0:50.57	2:37.01	0	0:54.08	0:51.43	0:56.99	2:47.50	1	2:37.01	5	23
Woodbridge, Greg	D	C'Dore	0:56.29	0:52.33	0:51.62	2:40.24	0	0:55.93	0:50.58	0:50.98	2:37.49	0	2:37.49	6	24
Trehear, Paul	D	C'Dore	0:57.23	0:51.89	0:52.25	2:41.37	0	0:56.07	0:52.67	0:52.60	2:41.34	0	2:41.34	7	31
Connell, John	D	C'Dore	1:00.18	0:52.90	0:54.95	2:53.03	1	0:57.51	0:51.53	0:53.00	2:42.03	0	2:42.03	8	33
Mapstone, Callum	D	XR8	0:59.86	0:55.21	0:55.00	2:55.06	1	0:59.45	0:55.21	0:53.90	2:48.56	0	2:48.56	9	36
Deas, Adrian	D	HQ Buggy	0:00.00	0:00.00	3:00.00	3:00.00	0	0:00.00	0:00.00	3:00.00	3:00.00	0	3:00.00	10	40
Poulier, Wayne	E	WRX STI	0:49.43	0:46.58	3:00.00	4:36.01	0	0:48.14	0:45.07	0:44.43	2:17.64	0	2:17.64	1	1
McMillan, Michael	E	EVO IX	0:00.00	0:00.00	3:00.00	3:00.00	0	0:00.00	0:00.00	3:00.00	3:00.00	0	2:22.17	2	2
Bonnici, Ant	E	EVO IX	0:59.35	0:53.21	0:52.62	2:45.18	0	1:49.94	0:50.90	0:50.31	3:31.14	0	2:23.26	3	3
Moyes, Saxon	J	318is BMW	0:55.08	0:47.96	0:49.87	2:37.90	1	0:52.55	0:48.32	0:54.70	2:40.56	1	2:33.10	1	12
Cullen, Chloe	J	Fiesta XR4	0:53.56	0:48.85	1:19.37	3:01.78	0	0:53.70	1:17.54	3:00.00	5:16.24	1	2:35.42	2	18
Rieck, Kayden	J	Laser	0:54.86	0:50.57	0:51.01	2:36.44	0	0:54.79	0:50.39	3:00.00	4:45.18	0	2:36.44	3	20
Dance, Marc	J	Corolla	0:55.64	0:56.14	0:53.78	2:50.57	1	0:55.87	0:50.58	0:50.28	2:36.72	0	2:36.72	4	21
Ball, James	J	Pulsar	0:55.80	0:54.33	0:51.10	2:41.22	0	0:56.02	0:51.86	0:51.83	2:39.70	0	2:39.70	5	27
Williams, Jack	J	Excel	1:01.46	1:07.42	1:17.14	3:26.01	0	0:59.26	0:54.37	0:53.71	2:47.33	0	2:47.33	6	35
Williams, Thomas	J	Excel	0:59.46	1:03.19	0:54.24	2:56.90	0	0:58.97	0:53.56	1:12.21	3:09.74	1	2:53.74	7	37
Ward, Scott	J	Laser	1:06.14	1:00.87	0:59.29	3:06.30	0	1:04.78	0:57.81	0:55.03	2:57.63	0	2:57.63	8	38
Williams, Edward	J	Excel	1:06.98	1:00.07	0:57.94	3:04.98	0	1:03.60	0:58.20	0:57.40	3:04.20	1	3:04.20	9	41
Beveridge, Allison	J	Pulsar	1:09.10	1:00.52	1:00.23	3:09.85	0	1:05.86	1:27.26	1:33.64	4:06.76	0	3:09.85	10	42
Denman, Sarah	L	Peugot 306	0:55.73	0:51.67	0:51.75	2:39.15	0	0:55.04	0:50.96	0:50.94	2:36.94	0	2:36.94	1	22
Feldman, Diane	L	Liberty	0:55.68	1:03.20	1:09.06	3:07.94	0	0:56.57	0:51.04	0:50.65	2:38.26	0	2:38.26	2	26

		IPSWICH WEST MORETON AUTO CLUB								DIRT SPRINT		Round 1		Sunday, 10 September 2017							
				Run 1					Run 2					Run 3							
No.	Name	Class	Car		Stand	Lap 2	Lap 3	al Time incl	Penalties	Stand	Lap 2	Lap 3	al Time incl	Penalties	Stand	Lap 2	Lap 3	il Time incl	Penalties	Best Run	
22	Bond, Paul	A	Pulsar	IWMAC	0:53.52	0:49.10	0:50.43	2:33.05	0	0:52.87	0:49.14	3:00.00	4:42.01	0	0:51.98	0:00.00	3:00.00	3:56.98	1	2:33.05	
1	Bond, Leyton	A	Pulsar	IWMAC	0:54.67	0:51.43	0:51.54	2:37.63	0	0:59.57	0:51.81	0:51.82	2:48.20	1	0:54.29	0:50.21	0:48.72	2:33.23	0	2:33.23	
37	Lowndes, Scott	A	Laser	IWMAC	1:05.79	0:53.65	1:14.97	3:14.41	0	1:00.10	0:53.35	0:52.74	2:51.19	1	0:57.97	1:01.47	0:52.66	2:52.10	0	2:51.19	
39	Gray, Davin	A	Stanza	IWMAC	0:59.22	0:55.60	0:54.67	2:49.49	0	0:57.42	0:59.83	0:53.69	2:50.94	0	0:56.97	0:52.10	0:51.61	2:40.67	0	2:40.67	
7	Feldman, Matt	B	3 Series BMW	IWMAC	0:57.60	0:55.48	1:02.43	2:55.52	0	0:57.31	0:52.26	0:51.08	2:45.66	1	0:56.68	0:50.96	0:51.02	2:38.66	0	2:38.66	
5	Brown, Craig	B	MX5	IWMAC	0:59.72	1:14.22	0:51.00	3:04.94	0	1:21.49	0:54.86	0:56.40	3:12.75	0	0:57.97	0:53.33	0:53.91	2:45.21	0	2:45.21	
6	Collingwood, Mark	B	MX5	IWMAC	1:03.02	0:58.32	0:58.67	3:00.01	0	0:59.33	0:55.13	0:55.16	2:54.62	1	0:57.19	0:51.73	0:52.90	2:41.82	0	2:41.82	
4	Michel, Neil	B	LA Lancer	IWMAC	0:58.49	0:54.17	0:54.64	2:47.30	0	0:58.90	0:54.03	0:55.73	2:48.66	0	0:58.39	0:53.06	0:52.77	2:44.22	0	2:44.22	
42	Gibson, Neal	B	Kia Sportage	IWMAC	1:02.44	0:59.70	0:56.76	2:58.90	0	0:00.00	0:00.00	3:00.00	3:00.00	0	0:00.00	0:00.00	3:00.00	3:00.00	0	2:58.90	
14	Baker, Corey	C	Corolla	IWMAC	0:56.74	0:51.74	0:53.06	2:41.54	0	0:53.59	0:49.99	0:50.74	2:34.32	0	0:54.50	0:49.94	0:48.51	2:37.96	1	2:34.32	
23	McLean, Cameron	C	C'Dore	IWMAC	0:54.19	0:49.73	0:51.02	2:34.95	0	0:54.18	0:50.11	0:49.98	2:34.26	0	0:52.99	0:48.37	0:48.08	2:29.45	0	2:29.45	
8	McLean, Connor	C	C'Dore	IWMAC	0:56.40	0:57.49	1:01.00	2:54.89	0	0:55.85	0:51.21	0:59.91	2:46.97	0	0:53.02	0:48.89	0:48.87	2:30.78	0	2:30.78	
41	McMillan, Michael	C	Corolla	IWMAC	0:55.16	0:51.49	0:51.55	2:38.20	0	0:59.36	0:00.00	3:00.00	3:59.36	0	0:53.46	0:49.40	0:48.50	2:31.35	0	2:31.35	
10	Meiers, Leonard	C	C'Dore	IWMAC	1:04.14	0:52.73	0:52.82	2:49.69	0	0:55.34	0:51.80	0:50.86	2:38.00	0	0:53.44	0:49.97	0:49.95	2:33.36	0	2:33.36	
11	Robertson, Lloyd	C	BMW 130i M	IWMAC	0:57.56	0:53.12	0:53.22	2:43.91	0	0:57.73	0:52.66	0:53.35	2:48.74	1	0:55.54	0:51.84	0:51.56	2:38.94	0	2:38.94	
12	Hemburrow, Brian	C	VL C'Dore	IWMAC	0:56.96	0:00.00	1:58.00	2:54.96	0	0:57.29	0:53.11	0:52.09	2:42.48	0	0:54.78	0:51.30	1:06.65	2:57.73	1	2:42.48	
13	Haynes, Graeme	C	Beetle	IWMAC	0:58.80	0:54.60	0:56.90	2:50.30	0	0:56.29	0:55.32	0:55.99	2:52.60	1	0:57.11	0:53.56	0:52.54	2:43.21	0	2:43.21	
40	Griffiths, Lenny	D	C'Dore	IWMAC	0:00.00	0:00.00	3:09.00	3:09.00	0	0:53.44	0:49.59	0:49.11	2:32.14	0	0:52.18	0:48.30	0:48.09	2:28.57	0	2:28.57	
18	Mapstone, Peter	D	XR8	IWMAC	0:56.74	0:53.15	0:53.10	2:42.99	0	0:55.02	0:56.33	0:52.41	2:48.76	1	0:53.50	0:50.91	0:50.71	2:35.12	0	2:35.12	
15	Griffiths, Edward	D	C'Dore	IWMAC	0:55.94	0:51.55	0:51.76	2:39.25	0	0:54.11	0:50.81	0:50.23	2:35.15	0	0:53.81	0:49.62	0:49.07	2:32.49	0	2:32.49	
17	Amos, Kris	D	Falcon	IWMAC	0:56.16	0:53.15	0:52.47	2:41.77	0	0:56.10	0:51.06	0:51.19	2:38.35	0	0:55.01	0:50.20	0:50.31	2:35.51	0	2:35.51	
2	Treanar, Nathan	D	C'Dore	IWMAC	0:57.99	0:55.66	0:54.08	2:47.73	0	0:57.27	0:53.23	0:53.44	2:43.94	0	0:56.55	0:51.97	0:53.80	2:47.31	1	2:43.94	
19	Woodbridge, Greg	D	C'Dore	IWMAC	1:00.32	0:56.95	0:54.05	2:51.32	0	0:59.18	0:54.83	0:55.24	2:49.24	0	0:57.10	0:53.23	0:52.42	2:42.76	0	2:42.76	
21	Treanar, Paul	D	C'Dore	IWMAC	1:02.20	0:56.98	0:55.26	2:54.44	0	0:58.10	1:26.72	3:00.00	5:29.82	1	0:58.09	0:54.20	0:53.32	2:45.60	0	2:45.60	
16	Connell, John	D	C'Dore	IWMAC	0:59.70	0:57.82	0:57.73	2:55.25	0	0:59.65	0:57.32	0:55.20	2:52.16	0	1:01.27	0:00.00	3:00.00	4:01.27	0	2:52.16	
20	Mapstone, Callum	D	XR8	IWMAC	1:03.81	0:59.49	1:00.95	3:04.25	0	1:03.07	0:57.09	3:00.00	5:00.15	0	1:01.67	0:57.43	0:56.10	2:55.20	0	2:55.20	
9	Deas, Adrian	D	HQ Buggy	IWMAC	1:05.29	0:59.05	0:58.72	3:03.05	0	1:04.44	0:57.98	1:00.70	3:08.12	1	0:58.30	1:07.55	0:58.39	3:04.24	0	3:03.05	
26	Poulier, Wayne	E	WRX STI	IWMAC	0:52.97	0:49.82	0:48.92	2:31.71	0	0:51.59	0:47.92	0:47.88	2:27.39	0	0:50.46	0:46.60	3:00.00	4:37.06	0	2:27.39	
24	McMillan, Michael	E	EVO IX	IWMAC	0:49.41	0:46.59	0:46.50	2:22.50	0	0:48.24	0:46.21	0:47.72	2:22.17	0	1:08.40	0:00.00	3:00.00	4:08.40	0	2:22.17	
25	Bonnici, Ant	E	EVO IX	IWMAC	0:50.25	0:47.73	0:52.59	2:30.57	0	0:49.42	0:46.41	0:47.43	2:23.26	0	0:00.00	0:00.00	3:00.00	3:00.00	0	2:23.26	
30	Moyes, Saxon	J	318is BMW	IWMAC	0:56.48	0:52.97	0:53.51	2:42.95	0	0:54.81	0:50.83	0:52.19	2:37.82	0	0:53.98	0:49.73	0:49.39	2:33.10	0	2:33.10	
27	Cullen, Chloe	J	Fiesta XR4	IWMAC	0:56.27	0:58.98	0:53.70	2:48.94	0	1:39.06	0:54.14	0:54.78	3:32.98	1	0:54.58	0:50.39	0:50.44	2:35.42	0	2:35.42	
36	Rieck, Kayden	J	Laser	IWMAC	0:58.03	0:53.66	0:54.20	2:45.89	0	0:57.12	0:52.21	1:01.44	2:50.76	0	0:56.62	0:51.25	0:51.42	2:39.28	0	2:39.28	
28	Dance, Marc	J	Corolla	IWMAC	0:58.64	0:54.30	0:58.79	2:51.73	0	0:57.58	0:53.21	0:53.58	2:44.36	0	0:57.47	0:52.93	0:53.97	2:44.37	0	2:44.36	
29	Ball, James	J	Pulsar	IWMAC	0:58.74	0:55.02	0:54.81	2:48.57	0	0:56.53	0:53.25	0:56.78	2:46.57	0	0:56.43	1:09.45	3:00.00	5:10.88	1	2:46.57	
33	Williams, Jack	J	Excel	GGTH	1:03.57	0:58.58	1:29.00	3:31.14	0	1:19.29	1:03.45	0:59.71	3:27.45	1	0:59.48	0:55.70	0:55.77	2:50.95	0	2:50.95	
3	Williams, Thomas	J	Excel	GGTH	1:05.46	0:57.50	0:59.50	3:02.46	0	1:03.64	0:58.65	0:57.70	2:59.98	0	1:00.41	0:58.48	0:54.86	2:53.74	0	2:53.74	
34	Ward, Scott	J	Laser	IWMAC	1:23.22	1:07.91	1:05.20	3:36.33	0	1:08.92	1:00.50	0:58.94	3:08.36	0	1:20.96	1:00.64	0:59.50	3:21.09	0	3:08.36	
32	Williams, Edward	J	Excel	GGTH	2:32.46	0:00.00	1:09.00	3:41.46	0	1:05.64	1:00.77	1:00.65	3:07.06	0	1:28.94	1:00.80	1:00.49	3:30.23	0	3:07.06	
35	Beveridge, Allison	J	Pulsar	IWMAC	1:11.68	1:07.13	1:06.55	3:25.36	0	1:14.98	1:06.89	1:03.39	3:25.26	0	1:10.65	1:03.24	1:02.79	3:16.68	0	3:16.68	
31	Denman, Sarah	L	Peugot 306	IWMAC	0:58.79	0:56.89	0:55.66	2:51.34	0	0:57.39	0:53.75	0:53.77	2:44.91	0	0:56.16	0:52.59	0:52.58	2:41.33	0	2:41.33	
38	Feldman, Diane	L	Liberty	IWMAC	1:09.12	0:55.42	0:53.61	2:58.15	0	1:37.92	0:00.00	3:00.00	4:42.92	1	0:57.81	0:53.06	0:50.88	2:41.75	0	2:41.75	

		IPSWICH V		Sunday, 10 September 2017											
		Run 4						Run 5							
Name	Class	Car	Stand	Lap 2	Lap 3	Lat Time incl F	Penalties	Stand	Lap 2	Lap 3	Lat Time incl F	Penalties	Best Time	Class Posr	O/R
Bond, Paul	A	Pulsar	0:53.30	0:00.00	3:00.00	3:53.30	0	0:50.05	0:47.13	0:47.56	2:24.74	0	2:33.05	1	11
Bond, Leyton	A	Pulsar	0:52.23	0:50.13	3:00.00	4:42.36	0	1:01.40	0:50.10	0:48.68	2:40.18	0	2:33.23	2	13
Lowndes, Scott	A	Laser	0:57.07	0:51.08	0:50.41	2:38.55	0	0:55.30	0:51.72	0:49.41	2:36.43	0	2:36.43	3	19
Gray, Davin	A	Stanza	0:57.16	0:52.14	0:52.83	2:42.12	0	0:57.60	0:52.54	0:51.83	2:41.96	0	2:40.67	4	29
Feldman, Matt	B	3 Series BMW	0:55.16	0:50.31	0:51.74	2:37.21	0	0:55.75	0:49.96	0:49.00	2:34.71	0	2:34.71	1	17
Brown, Craig	B	MX5	0:55.78	0:51.41	0:50.56	2:37.75	0	0:54.83	1:00.63	0:50.91	2:51.36	1	2:37.75	2	25
Collingwood, Mark	B	MX5	0:56.61	0:51.00	1:08.87	3:01.48	1	0:56.98	0:50.86	0:52.00	2:39.84	0	2:39.84	3	28
Michel, Neil	B	LA Lancer	0:56.19	0:53.27	0:52.06	2:41.52	0	0:58.17	0:53.27	0:54.65	2:46.09	0	2:41.52	4	32
Gibson, Neal	B	Kia Sportage	0:00.00	0:00.00	3:00.00	3:00.00	0	0:00.00	0:00.00	3:00.00	3:00.00	0	2:58.90	5	39
Baker, Corey	C	Corolla	0:51.91	0:48.38	0:56.42	2:36.70	0	0:51.21	0:47.95	0:48.59	2:27.74	0	2:27.74	1	5
McClean, Cameron	C	C'Dore	0:51.02	0:46.98	0:47.84	2:30.84	1	0:51.31	0:49.17	0:47.43	2:27.91	0	2:27.91	2	6
McClean, Connor	C	C'Dore	0:53.02	0:48.97	0:49.24	2:31.22	0	0:52.61	0:48.23	0:47.95	2:28.79	0	2:28.79	3	7
McMillan, Michael	C	Corolla	0:00.00	0:00.00	3:00.00	3:00.00	0	0:59.89	0:49.49	0:52.42	2:46.80	1	2:31.35	4	9
Meiers, Leonard	C	C'Dore	0:53.66	1:14.02	3:00.00	5:12.67	1	0:53.25	0:48.18	0:54.16	2:35.59	0	2:33.36	5	14
Robertson, Lloyd	C	BMW 130i M	0:55.31	0:50.86	0:51.09	2:37.26	0	0:53.86	0:49.72	0:50.43	2:34.01	0	2:34.01	6	15
Hemburrow, Brian	C	VL C'Dore	0:59.11	0:51.82	0:50.22	2:41.16	0	0:54.38	0:50.21	1:07.04	2:51.63	0	2:41.16	7	30
Haynes, Graeme	C	Beetle	0:57.61	0:53.15	0:54.80	2:50.55	1	0:55.81	0:52.44	0:55.48	2:43.73	0	2:43.21	8	34
Griffiths, Lenny	D	C'Dore	0:50.51	0:47.15	0:47.10	2:24.76	0	0:49.94	0:46.48	0:46.89	2:28.31	1	2:24.76	1	4
Mapstone, Peter	D	XR8	0:53.24	0:50.36	0:51.30	2:39.90	1	0:52.77	0:48.65	0:48.75	2:30.17	0	2:30.17	2	8
Griffiths, Edward	D	C'Dore	0:53.67	0:49.27	0:49.00	2:31.93	0	0:53.39	0:49.28	0:49.28	2:31.95	0	2:31.93	3	10
Amos, Kris	D	Falcon	0:54.09	0:50.55	0:49.54	2:34.18	0	0:54.18	0:50.19	0:50.10	2:34.46	0	2:34.18	4	16
Trehear, Nathan	D	C'Dore	0:55.45	0:50.99	0:50.57	2:37.01	0	0:54.08	0:51.43	0:56.99	2:47.50	1	2:37.01	5	23
Woodbridge, Greg	D	C'Dore	0:56.29	0:52.33	0:51.62	2:40.24	0	0:55.93	0:50.58	0:50.98	2:37.49	0	2:37.49	6	24
Trehear, Paul	D	C'Dore	0:57.23	0:51.89	0:52.25	2:41.37	0	0:56.07	0:52.67	0:52.60	2:41.34	0	2:41.34	7	31
Connell, John	D	C'Dore	1:00.18	0:52.90	0:54.95	2:53.03	1	0:57.51	0:51.53	0:53.00	2:42.03	0	2:42.03	8	33
Mapstone, Callum	D	XR8	0:59.86	0:55.21	0:55.00	2:55.06	1	0:59.45	0:55.21	0:53.90	2:48.56	0	2:48.56	9	36
Deas, Adrian	D	HQ Buggy	0:00.00	0:00.00	3:00.00	3:00.00	0	0:00.00	0:00.00	3:00.00	3:00.00	0	3:00.00	10	40
Poulier, Wayne	E	WRX STI	0:49.43	0:46.58	3:00.00	4:36.01	0	0:48.14	0:45.07	0:44.43	2:17.64	0	2:17.64	1	1
McMillan, Michael	E	EVO IX	0:00.00	0:00.00	3:00.00	3:00.00	0	0:00.00	0:00.00	3:00.00	3:00.00	0	2:22.17	2	2
Bonnici, Ant	E	EVO IX	0:59.35	0:53.21	0:52.62	2:45.18	0	1:49.94	0:50.90	0:50.31	3:31.14	0	2:23.26	3	3
Moyes, Saxon	J	318is BMW	0:55.08	0:47.96	0:49.87	2:37.90	1	0:52.55	0:48.32	0:54.70	2:40.56	1	2:33.10	1	12
Cullen, Chloe	J	Fiesta XR4	0:53.56	0:48.85	1:19.37	3:01.78	0	0:53.70	1:17.54	3:00.00	5:16.24	1	2:35.42	2	18
Rieck, Kayden	J	Laser	0:54.86	0:50.57	0:51.01	2:36.44	0	0:54.79	0:50.39	3:00.00	4:45.18	0	2:36.44	3	20
Dance, Marc	J	Corolla	0:55.64	0:56.14	0:53.78	2:50.57	1	0:55.87	0:50.58	0:50.28	2:36.72	0	2:36.72	4	21
Ball, James	J	Pulsar	0:55.80	0:54.33	0:51.10	2:41.22	0	0:56.02	0:51.86	0:51.83	2:39.70	0	2:39.70	5	27
Williams, Jack	J	Excel	1:01.46	1:07.42	1:17.14	3:26.01	0	0:59.26	0:54.37	0:53.71	2:47.33	0	2:47.33	6	35
Williams, Thomas	J	Excel	0:59.46	1:03.19	0:54.24	2:56.90	0	0:58.97	0:53.56	1:12.21	3:09.74	1	2:53.74	7	37
Ward, Scott	J	Laser	1:06.14	1:00.87	0:59.29	3:06.30	0	1:04.78	0:57.81	0:55.03	2:57.63	0	2:57.63	8	38
Williams, Edward	J	Excel	1:06.98	1:00.07	0:57.94	3:04.98	0	1:03.60	0:58.20	0:57.40	3:04.20	1	3:04.20	9	41
Beveridge, Allison	J	Pulsar	1:09.10	1:00.52	1:00.23	3:09.85	0	1:05.86	1:27.26	1:33.64	4:06.76	0	3:09.85	10	42
Denman, Sarah	L	Peugot 306	0:55.73	0:51.67	0:51.75	2:39.15	0	0:55.04	0:50.96	0:50.94	2:36.94	0	2:36.94	1	22
Feldman, Diane	L	Liberty	0:55.68	1:03.20	1:09.06	3:07.94	0	0:56.57	0:51.04	0:50.65	2:38.26	0	2:38.26	2	26