

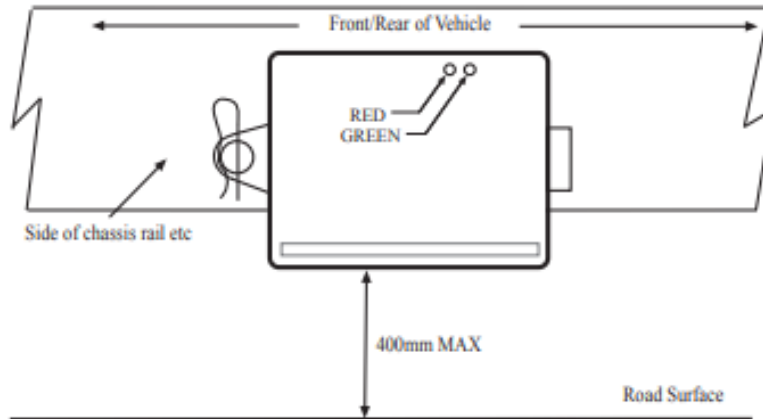


Mounting of Dorian Micro 16000 Transmitter

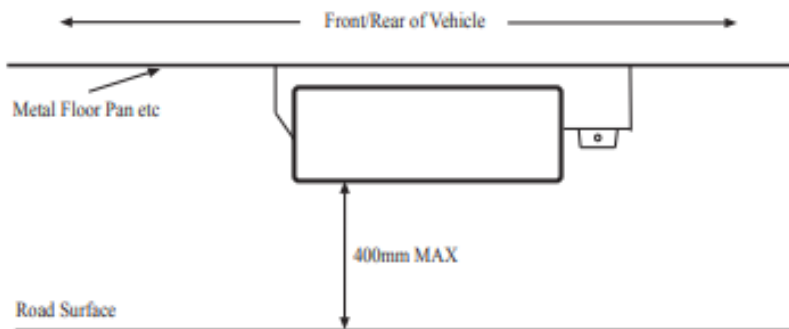
When mounting the new Dorian Micro 16000 Transmitter to your vehicle, the following criteria are important:

1. The front/rear of the vehicle must be in line with the axis of the mounting bracket.
2. The transmitter should not be more than 400mm above the road surface.
3. Refer Diagrams below for the mounting options.

Vertical Mount




Horizontal Mount - Below Metal Floor



Tips

- Locate the mounting bracket in a protected location where a rock can't hit it
- Locate it in an accessible position for easy access
- Pop rivets are preferred -screws come loose
- No cable ties or tape
- The 400 max height is important

This is what the Dorian transmitter and mounting clip looks like



And installed on a bumper for example.

